SECURITIES AND EXCHANGE COMMISSION
Protecting Investors in the Capital Markets

GRZ Bonds Secondary Market Trade Summary Report

Date

Thursday, 29 October 2026

K964.1M
Total Nominal Value

K1.1bn
Total Market Value

35
Number of Trades

Consideration and Nominal Value

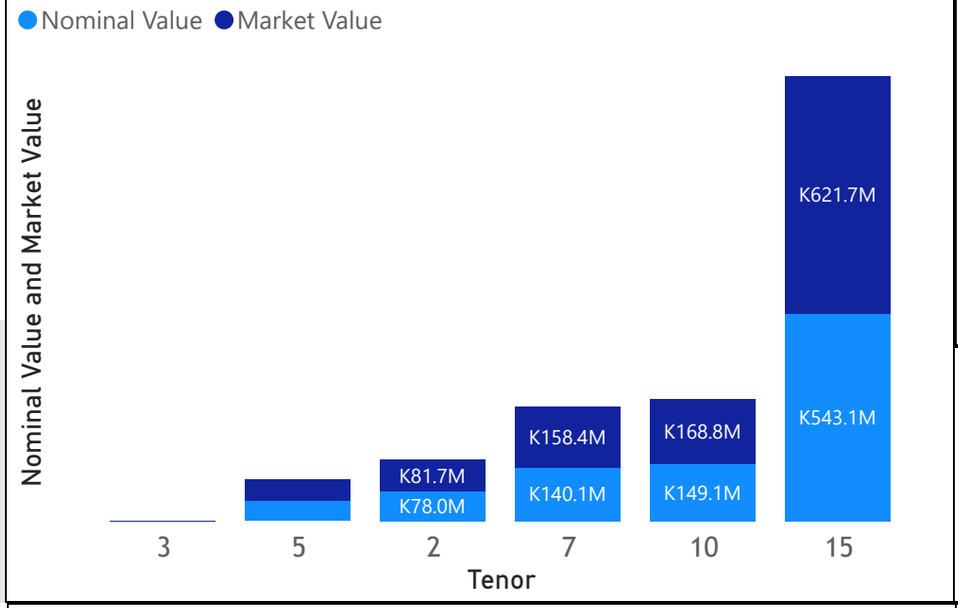

Range of Trade Prices (ZMW)*

Tenor	Min	Max
2	104.81	105.25
3	104.92	105.09
5	99.98	109.11
7	104.61	144.71
10	102.77	150.06
15	102.91	137.23

Range of Yields Rates*

Tenor	Min	Max
2	12.25	12.50
3	13.00	13.15
5	11.00	17.00
7	14.15	16.00
10	12.50	16.00
15	12.50	19.50

Market Value YTD



Nominal Value YTD

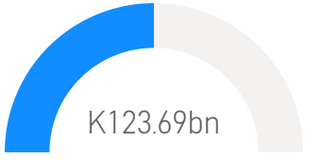

YTD trades

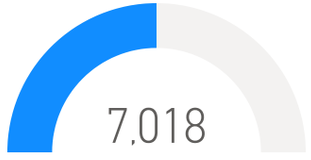

No. of Trades by Tenor

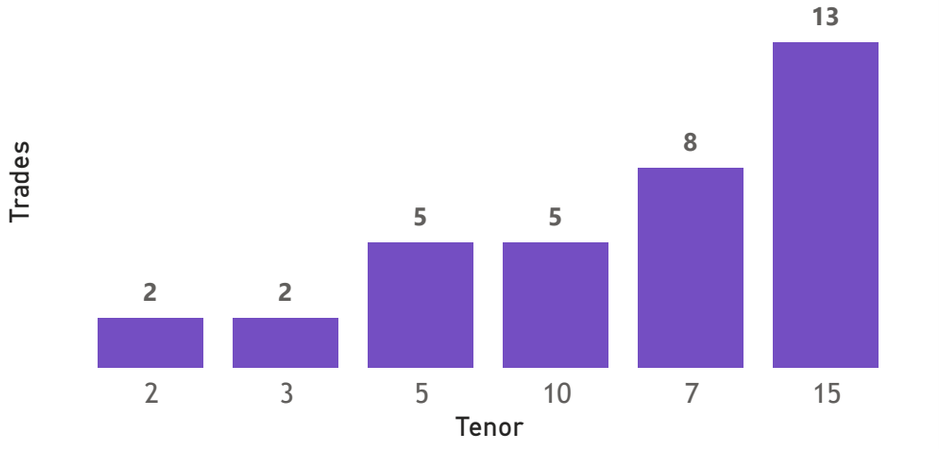

Primary Market September 2026 Auction

Tenor	Cut- Off Yield Rate	Coupon Rates	Range of Successful Yield Rates
2 Years	12.00	12.00	10.0000 - 12.0000
3 Years	12.59	12.59	10.0000 - 12.5900
7 Years	13.75	16.00	0.1500 - 13.7500
10 Years	14.50	16.60	2.0000 - 14.5000
15 Years	15.45	17.59	12.0000 - 15.4500

*Disclaimer: This content is prepared from information received by the Commission through third-party reports. The range of prices by tenor and range of yields by tenor are based on dealer submissions. The content is indicative and intended for informational purposes only and shall not in any way be deemed to be investment advice, guidance or recommendation of the SEC. Users are responsible for making investment decisions and are advised to obtain independent professional advice before acting on or using this information.

SECURITIES AND EXCHANGE COMMISSION
Protecting Investors in the Capital Markets

GRZ Bonds Secondary Market Trade Summary Report

ISIN Code	Coupon Rate	Issue Date	Maturity Date	Trade Date/ Valuation Date	Years To Maturity	Nominal Value	Market Value	Min Trade Price	Max Trade Price	Min Yield	Max Yield
ZM1000006552	25	02/09/2024	02/09/2031	30/10/2026	4	K20,000,000.00	K28,941,380.55	144.71	144.71		0.00
ZM1000006180	26.5	19/02/2024	19/02/2039	29/10/2026	12	K30,000.00	K41,181.28	137.23	137.23	19.50	19.50
ZM1000007352	20.2	29/09/2025	29/09/2040	29/10/2026	13	K600,000.00	K789,909.44	131.65	131.65	15.00	15.00
ZM1000006552	25	02/09/2024	02/09/2031	29/10/2026	4	K40,000.00	K51,804.64	129.51	129.51		0.00
ZM1000007642	16.6	16/02/2026	16/02/2036	29/10/2026	9	K13,277,478.00	K14,420,550.43	125.43	150.06	12.50	16.00
ZM1000007584	17.19	26/01/2026	26/01/2036	29/09/2026	9	K85,871,000.00	K100,582,886.45	117.13	117.13	14.50	14.50
ZM1000007659	17.59	16/02/2026	16/02/2041	29/10/2026	15	K100,000,000.00	K115,876,858.90	115.82	115.82	15.45	15.45
ZM1000007659	17.59	16/02/2026	16/02/2041	29/09/2026	14	K87,054,000.00	K100,582,640.41	115.54	115.54	15.35	15.35
ZM1000007659	17.59	16/02/2026	16/02/2041	29/10/2026	14	K300,000,000.00	K346,475,360.28	111.49	115.24	15.45	15.55
ZM1000003252	14	05/07/2017	05/07/2032	29/10/2026	5	K5,434,122.00	K6,000,002.72	110.34	110.34	12.50	12.50
ZM1000007683	16	30/03/2026	30/03/2033	30/10/2026	6	K20,000,000.00	K21,783,113.70	108.92	108.92		0.00
ZM1000007394	16.99	27/10/2025	27/10/2032	03/11/2026	5	K25,000.00	K26,999.56	107.67	107.67	15.00	15.00
ZM1000007683	16	30/03/2026	30/03/2033	03/11/2026	6	K50,000,000.00	K54,539,455.48	107.59	109.08	14.15	14.15
ZM1000007840	13.99	21/08/2026	21/08/2028	27/10/2026	1	K28,000,000.00	K29,469,187.62	105.25	105.25	12.25	12.25
ZM1000007378	16	27/10/2025	27/10/2028	03/11/2026	1	K50,000.00	K52,699.02	105.09	105.09	13.00	13.00
ZM1000007568	16.1	26/01/2026	26/01/2031	29/10/2026	4	K800,000.00	K873,341.04	104.93	109.11	14.48	17.00
ZM1000007550	15.79	26/01/2026	26/01/2029	29/10/2026	2	K40,000.00	K43,612.97	104.92	104.92	13.15	13.15
ZM1000007840	13.99	21/08/2026	21/08/2028	23/10/2026	1	K50,000,000.00	K52,184,520.55	104.81	104.81	12.50	12.50
ZM1000003187	14	27/02/2017	27/02/2032	29/10/2026	6	K25,000,000.00	K26,186,890.75	104.70	104.70	13.40	13.40
ZM1000007683	16	30/03/2026	30/03/2033	02/11/2026	6	K25,000,000.00	K26,514,193.84	104.61	104.61	14.85	14.85
ZM1000007683	16	30/03/2026	30/03/2033	29/10/2026	6	K25,000,000.00	K26,514,192.51	104.61	104.61	16.00	16.00
ZM1000003187	14	27/02/2017	27/02/2032	29/10/2026	5	K25,000,000.00	K25,737,923.63	102.91	102.91	13.85	13.85
ZM1000003351	13	18/12/2017	18/12/2027	29/10/2026	1	K50,000,000.00	K53,825,725.00	102.77	102.77	13.00	13.00

Disclaimer: This content is prepared from information received by the Commission through third-party reports. The content is indicative and intended for informational purposes only and shall not in any way be deemed to be investment advice, guidance or recommendation of the SEC. Users are responsible for making investment decisions and are advised to obtain independent professional advice before acting on or using this information.