GRZ Bonds Secondary Market Trade Summary Report

SECURITIES AND EXCHANGE COMMISSION
Protecting Investors in the Capital Markets

Date

Tuesday, 24 November 2026

K132.3M
Total Nominal Value

K144.3M
Total Market Value

48
Number of Trades

Consideration and Nominal Value

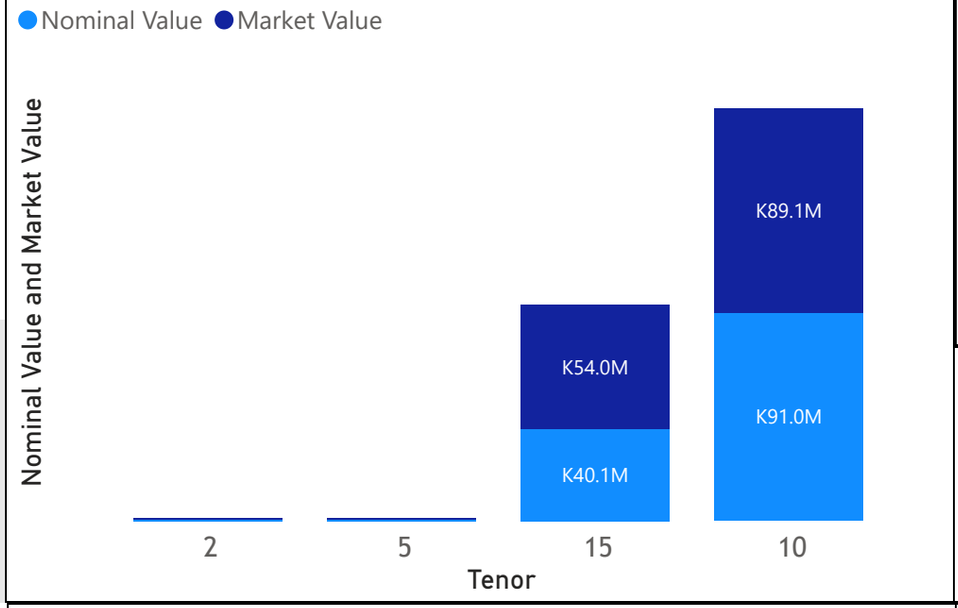

Range of Trade Prices (ZMW)*

Tenor	Min	Max
2	104.31	104.31
5	98.42	121.32
10	97.31	101.69
15	87.45	176.96

Range of Yields Rates*

Tenor	Min	Max
2	15.40	15.40
5	12.55	13.05
10	1.12	15.33
15	14.50	17.72

Market Value YTD

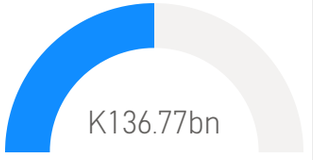

Nominal Value YTD

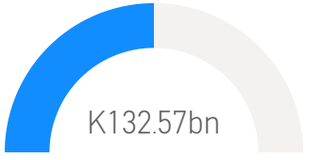

YTD trades

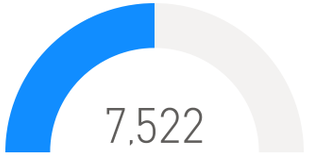

No. of Trades by Tenor

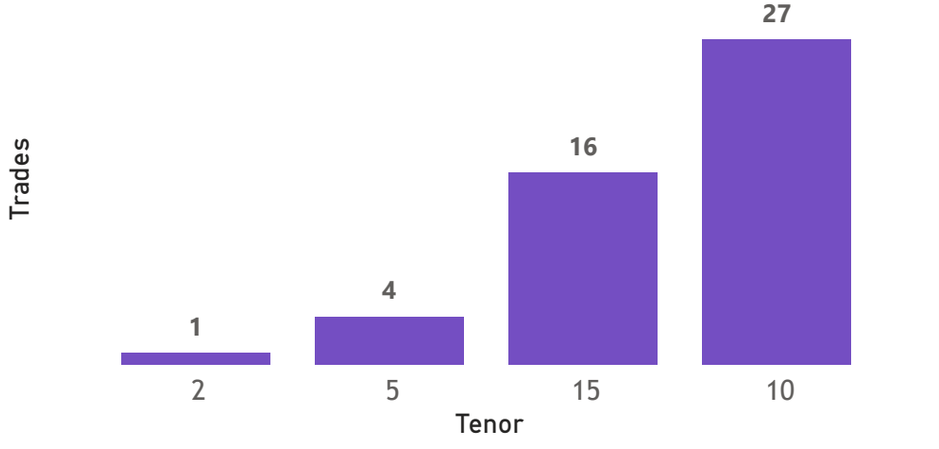

Primary Market November 2026 Auction

Tenor	Cut- Off Yield Rate	Coupon Rates	Range of Successful Yield Rates
2 Years	12.00	12.00	8.0000 - 12.0000
3 Years	12.59	12.59	9.0000 - 12.5900
7 Years	13.75	16.00	10.5000 - 13.7500
10 Years	14.50	16.60	10.0000 - 14.5000
15 Years	15.45	17.59	10.0000 - 15.4500
20 Years	17.00	17.00	9.8900 - 17.0000

*Disclaimer: This content is prepared from information received by the Commission through third-party reports. The range of prices by tenor and range of yields by tenor are based on dealer submissions. The content is indicative and intended for informational purposes only and shall not in any way be deemed to be investment advice, guidance or recommendation of the SEC. Users are responsible for making investment decisions and are advised to obtain independent professional advice before acting on or using this information.

SECURITIES AND EXCHANGE COMMISSION
Protecting Investors in the Capital Markets

GRZ Bonds Secondary Market Trade Summary Report

ISIN Code	Coupon Rate	Issue Date	Maturity Date	Trade Date/ Valuation Date	Years To Maturity	Nominal Value	Market Value	Min Trade Price	Max Trade Price	Min Yield	Max Yield
ZM1000006578	28.35	02/09/2024	02/09/2039	24/11/2026	12	K38,000.00	K67,228.58	176.96	176.96	15.45	15.45
ZM1000006636	27.75	01/10/2024	01/10/2039	24/11/2026	12	K30,000.00	K47,762.70	159.21	159.21	17.04	17.04
ZM1000006818	23.5	23/12/2024	23/12/2039	24/11/2026	13	K647,140.00	K1,000,003.24	154.49	154.49	15.45	15.45
ZM1000006180	26.5	19/02/2024	19/02/2039	19/02/2024	12	K25,000,000.00	K39,068,591.44	149.23	149.23	16.85	16.85
ZM1000006669	21.49	28/10/2024	28/10/2029	28/10/2024	2	K276,880.00	K340,309.26	121.32	121.32	12.55	12.55
ZM1000007543	14.9	26/01/2026	26/01/2028	24/11/2026	1	K499,900.00	K521,468.33	104.31	104.31	15.40	15.40
ZM1000003997	13	17/12/2018	17/12/2028	17/12/2018	2	K339,352.00	K364,421.40	101.69	101.69	12.04	12.04
ZM1000005919	14	21/08/2023	21/08/2038	24/11/2026	11	K1,388,394.00	K1,399,999.46	100.79	100.79	14.50	14.50
ZM1000003112	13	05/12/2016	05/12/2026	05/12/2016	0	K690,000.00	K734,724.60	100.36	100.36	1.12	1.12
ZM1000005851	14	24/07/2023	24/07/2038	24/11/2026	11	K100,000.00	K100,179.51	100.18	100.18	14.82	14.82
ZM1000005679	11	04/03/2023	04/03/2028	24/11/2026	1	K200,000.00	K198,875.85	99.44	99.44	12.73	12.73
ZM1000005224	14	23/03/2022	23/03/2037	24/11/2026	10	K189,500.00	K188,147.40	99.29	99.29	14.57	14.57
ZM1000005430	11	19/09/2022	19/09/2027	24/11/2026	0	K200,000.00	K200,812.68	98.42	98.42	13.05	13.05
ZM1000004672	13	25/01/2021	25/01/2031	20/11/2026	4	K90,000,000.00	K87,954,844.94	97.31	98.25	15.00	15.33
ZM1000004383	14	01/06/2020	01/06/2035	23/11/2026	8	K5,561,000.00	K5,345,855.20	96.13	96.13	16.35	16.35
ZM1000004680	14	25/01/2021	25/01/2036	19/11/2026	9	K712,000.00	K659,149.32	92.58	92.58	16.60	16.60
ZM1000004383	14	01/06/2020	01/06/2035	27/07/2020	8	K5,561,000.00	K5,345,855.20	89.38	89.38	16.35	16.35
ZM1000006065	14	26/12/2023	26/12/2038	19/11/2026	12	K908,000.00	K794,005.86	87.45	87.45	17.72	17.72

Disclaimer: This content is prepared from information received by the Commission through third-party reports. The content is indicative and intended for informational purposes only and shall not in any way be deemed to be investment advice, guidance or recommendation of the SEC. Users are responsible for making investment decisions and are advised to obtain independent professional advice before acting on or using this information.