SECURITIES AND EXCHANGE COMMISSION
Protecting Investors in the Capital Markets

GRZ Bonds Secondary Market Trade Summary Report

Date

Tuesday, 29 September 2026

K598.9M
Total Nominal Value

K660.8M
Total Market Value

26
Number of Trades

Consideration and Nominal Value

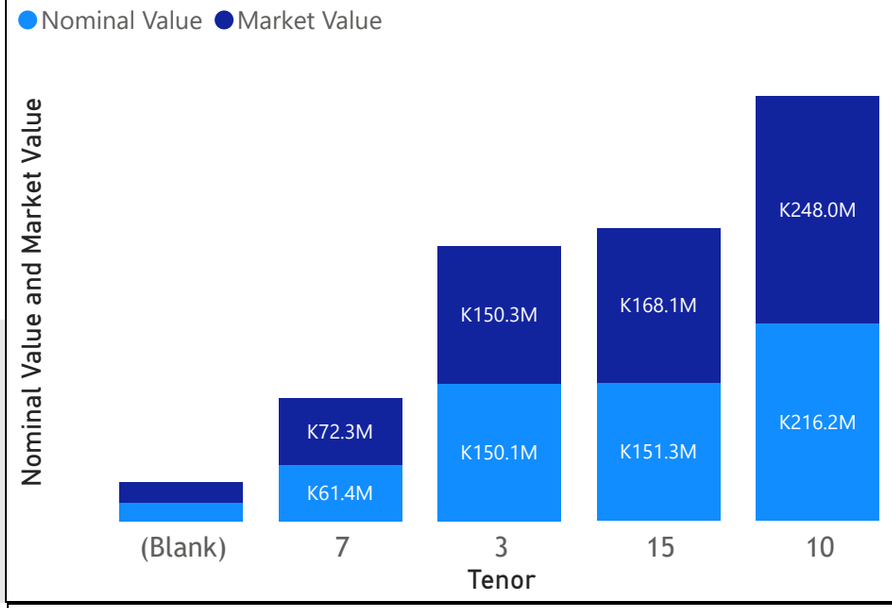

Range of Trade Prices (ZMW)*

Tenor	Min	Max
3	100.17	108.66
7	94.56	126.20
10	107.60	122.24
15	87.98	140.90

Range of Yields Rates*

Tenor	Min	Max
	15.00	15.00
3	12.00	12.52
7	13.68	15.00
10	13.50	15.35
15	15.20	17.14

Market Value YTD

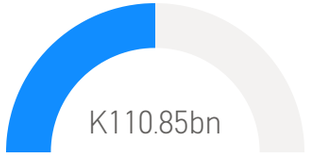

Nominal Value YTD

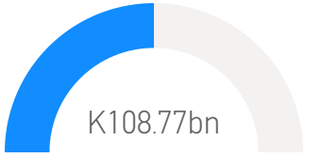

YTD trades

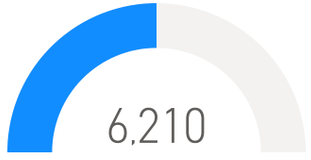

No. of Trades by Tenor

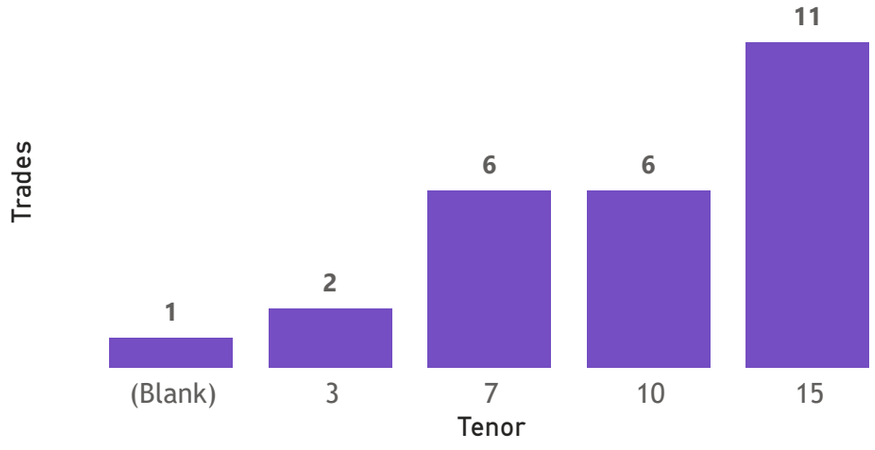

Primary Market August 2026 Auction

Tenor	Cut- Off Yield Rate	Coupon Rates	Range of Successful Yield Rates
2 Years	12.00	12.00	10.0000 - 12.0000
3 Years	12.59	12.59	10.0000 - 12.5900
7 Years	13.75	16.00	0.1500 - 13.7500
10 Years	14.50	16.60	2.0000 - 14.5000
15 Years	15.45	17.59	12.0000 - 15.4500

*Disclaimer: This content is prepared from information received by the Commission through third-party reports. The range of prices by tenor and range of yields by tenor are based on dealer submissions. The content is indicative and intended for informational purposes only and shall not in any way be deemed to be investment advice, guidance or recommendation of the SEC. Users are responsible for making investment decisions and are advised to obtain independent professional advice before acting on or using this information.

SECURITIES AND EXCHANGE COMMISSION
Protecting Investors in the Capital Markets

GRZ Bonds Secondary Market Trade Summary Report

ISIN Code	Coupon Rate	Issue Date	Maturity Date	Trade Date/ Valuation Date	Years To Maturity	Nominal Value	Market Value	Min Trade Price	Max Trade Price	Min Yield	Max Yield
ZM1000006750	23.29	25/11/2024	25/11/2039	25/11/1939	13	K300,000.00	K300,000.00	140.90	140.90	16.00	16.00
ZM1000006792	21.5	23/12/2024	23/12/2031	29/09/2026	5	K500,000.00	K659,851.51	126.20	126.20	14.21	14.21
ZM1000007337	18.5	29/09/2025	29/09/2032	29/09/2026	6	K19,602,093.00	K23,132,656.31	118.00	118.00	14.00	14.00
ZM1000007337	18.5	29/09/2025	29/09/2032	29/09/2026	5	K19,602,093.00	K23,132,656.31	117.86	117.86	14.00	14.00
ZM1000007659	17.59	16/02/2026	16/02/2041	01/10/2026	14	K500,000.00	K571,874.11	112.16	112.16	15.45	15.45
ZM1000007659	17.59	16/02/2026	16/02/2041	29/09/2026	15	K20,000,000.00	K22,269,582.74	111.25	111.25	15.95	15.95
ZM1000007683	16	30/03/2026	30/03/2033	30/03/2026	6	K21,036,893.00	K24,773,988.11	109.79	109.79	13.68	13.68
ZM1000007659	17.59	16/02/2026	16/02/2041	28/09/2026	14	K70,000,000.00	K78,046,572.10	109.33	109.33	16.00	16.00
ZM1000006594	21.45	01/10/2024	01/10/2027	30/09/2026	1	K50,000.00	K54,331.45	108.66	108.66	12.00	12.00
ZM1000007659	17.59	16/02/2026	16/02/2041	29/09/2026	14	K60,000,000.00	K66,532,114.80	108.49	110.61	15.95	16.05
ZM1000007584	17.19	26/01/2026	26/01/2036	29/09/2026	9	K176,195,824.00	K203,998,866.30	108.41	122.24	13.50	15.35
ZM1000007742				29/09/2026		K20,000,000.00	K22,051,940.60	108.12	108.12	15.00	15.00
ZM1000007642	16.6	16/02/2026	16/02/2036	29/09/2026	9	K40,000,000.00	K43,981,601.92	107.60	108.12	14.95	15.05
ZM1000007915	12.59	26/09/2026	25/09/2029	28/09/2026	2	K150,000,000.00	K150,255,150.00	100.17	100.17	12.52	12.52
ZM1000005919	14	21/08/2023	21/08/2038	29/09/2026	11	K200,000.00	K189,872.18	94.92	94.92	15.20	15.20
ZM1000005604	12	23/01/2023	23/01/2030	29/09/2026	3	K620,000.00	K586,471.60	94.56	94.56	15.00	15.00
ZM1000005828	14	26/06/2023	26/06/2038	29/09/2026	12	K260,000.00	K228,858.52	87.98	87.98	17.14	17.14

Disclaimer: This content is prepared from information received by the Commission through third-party reports. The content is indicative and intended for informational purposes only and shall not in any way be deemed to be investment advice, guidance or recommendation of the SEC. Users are responsible for making investment decisions and are advised to obtain independent professional advice before acting on or using this information.