SECURITIES AND EXCHANGE COMMISSION
Protecting Investors in the Capital Markets

GRZ Bonds Secondary Market Trade Summary Report

Date

Tuesday, 27 October 2026

K236.3M
Total Nominal Value

K251.1M
Total Market Value

22
Number of Trades

Consideration and Nominal Value

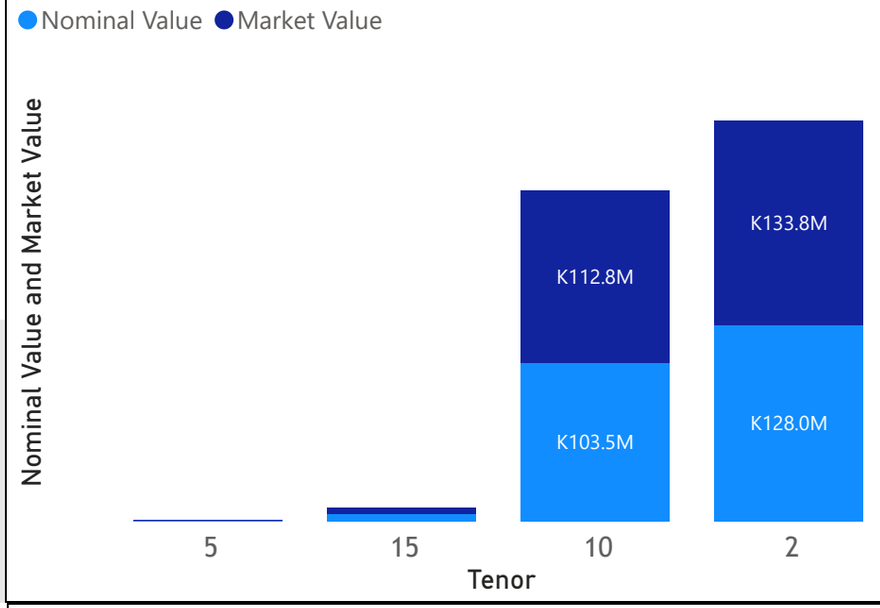

Range of Trade Prices (ZMW)*

Tenor	Min	Max
2	102.72	104.37
5	97.54	97.54
10	93.09	154.28
15	93.30	163.46

Range of Yields Rates*

Tenor	Min	Max
2	12.25	12.75
5	13.50	13.50
10	13.53	16.15
15	15.10	16.17

Market Value YTD

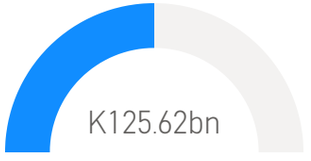

Nominal Value YTD

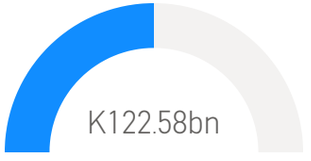

YTD trades

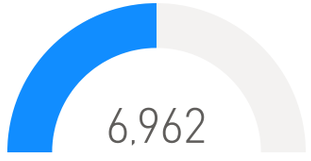

No. of Trades by Tenor

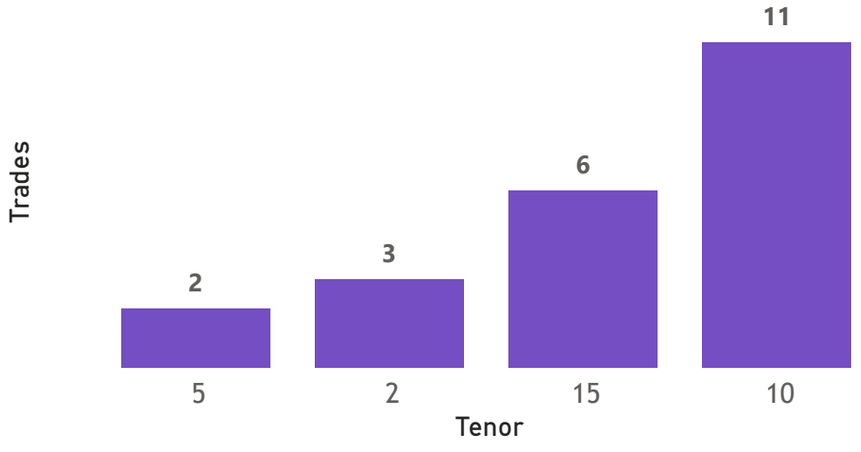

Primary Market September 2026 Auction

Tenor	Cut- Off Yield Rate	Coupon Rates	Range of Successful Yield Rates
2 Years	12.00	12.00	10.0000 - 12.0000
3 Years	12.59	12.59	10.0000 - 12.5900
7 Years	13.75	16.00	0.1500 - 13.7500
10 Years	14.50	16.60	2.0000 - 14.5000
15 Years	15.45	17.59	12.0000 - 15.4500

*Disclaimer: This content is prepared from information received by the Commission through third-party reports. The range of prices by tenor and range of yields by tenor are based on dealer submissions. The content is indicative and intended for informational purposes only and shall not in any way be deemed to be investment advice, guidance or recommendation of the SEC. Users are responsible for making investment decisions and are advised to obtain independent professional advice before acting on or using this information.

SECURITIES AND EXCHANGE COMMISSION
Protecting Investors in the Capital Markets

GRZ Bonds Secondary Market Trade Summary Report

ISIN Code	Coupon Rate	Issue Date	Maturity Date	Trade Date/ Valuation Date	Years To Maturity	Nominal Value	Market Value	Min Trade Price	Max Trade Price	Min Yield	Max Yield
ZM1000006305	26.5	30/04/2024	30/04/2039	27/10/2026	13	K42,000.00	K68,654.96	163.46	163.46	15.10	15.10
ZM1000006685	22.5	28/10/2024	28/10/2034	23/10/2026	8	K2,592,000.00	K3,998,825.58	154.28	154.28	13.53	13.53
ZM1000007584	17.19	26/01/2026	26/01/2036	23/10/2026	9	K25,000,000.00	K27,300,579.45	109.20	109.20	16.15	16.15
ZM1000007584	17.19	26/01/2026	26/01/2036	26/01/2026	9	K25,000,000.00	K27,300,579.45	104.82	104.82	16.15	16.15
ZM1000007840	13.99	21/08/2026	21/08/2028	23/10/2026	1	K100,000,000.00	K104,369,041.10	104.37	104.37	12.75	12.75
ZM1000007642	16.6	16/02/2026	16/02/2036	16/02/2026	9	K50,000,000.00	K53,269,210.28	103.26	103.26	15.90	15.90
ZM1000007840	13.99	21/08/2026	21/08/2028	29/10/2026	1	K28,000,000.00	K29,469,187.62	102.72	102.72	12.25	12.25
ZM1000005810	13	26/06/2023	26/06/2033	27/10/2026	6	K501,226.00	K500,001.12	99.69	99.69	14.08	14.08
ZM1000005679	11	04/03/2023	04/03/2028	27/10/2026	1	K212,000.00	K206,923.80	97.54	97.54	13.50	13.50
ZM1000005091	13	27/12/2021	27/12/2031	27/10/2026	5	K238,506.00	K228,234.60	95.63	95.63	15.50	15.50
ZM1000005588	14	27/12/2022	27/12/2037	27/10/2026	11	K400,000.00	K379,476.44	94.81	94.81	15.90	15.90
ZM1000004680	14	25/01/2021	25/01/2036	23/10/2026	9	K4,138,000.00	K3,860,674.52	93.30	93.30	16.17	16.17
ZM1000004672	13	25/01/2021	25/01/2031	29/10/2026	4	K200,000.00	K193,020.96	93.09	93.09	15.25	15.25

Disclaimer: This content is prepared from information received by the Commission through third-party reports. The content is indicative and intended for informational purposes only and shall not in any way be deemed to be investment advice, guidance or recommendation of the SEC. Users are responsible for making investment decisions and are advised to obtain independent professional advice before acting on or using this information.