SECURITIES AND EXCHANGE COMMISSION

Protecting Investors in the Capital Markets

GRZ Bonds Secondary Market Trade Summary Report

Date

Friday, 25 September 2026

K251.4M

Total Nominal Value

K303.2M

Total Market Value

28

Number of Trades

Consideration and Nominal Value

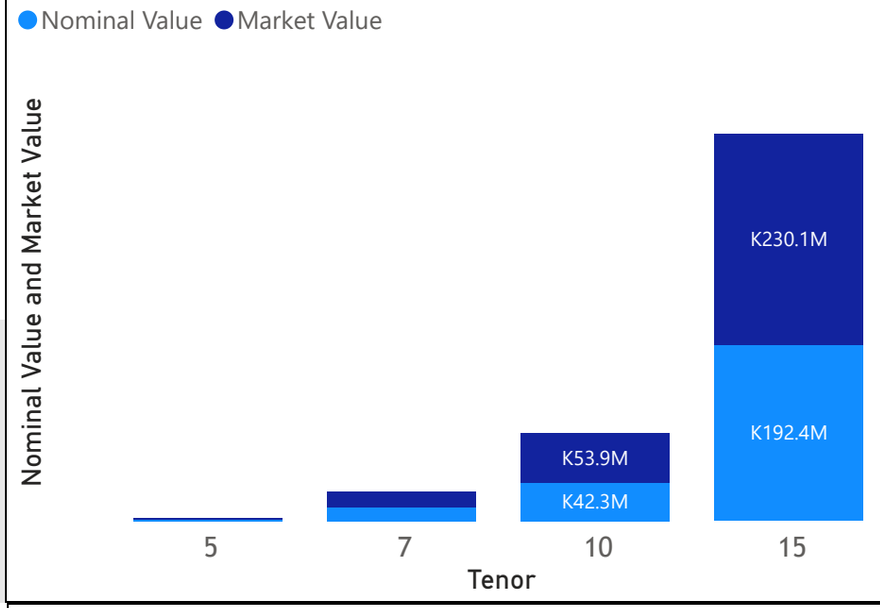

Range of Trade Prices (ZMW)*

Tenor	Min	Max
5	100.85	113.01
7	107.92	107.92
10	93.98	129.31
15	94.12	129.21

Range of Yields Rates*

Tenor	Min	Max
5	14.31	16.00
7	14.10	14.10
10	13.50	14.70
15	14.65	16.50

Market Value YTD

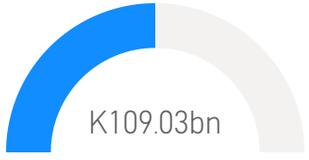

Nominal Value YTD

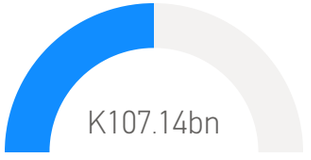

YTD trades

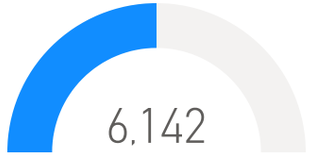

No. of Trades by Tenor

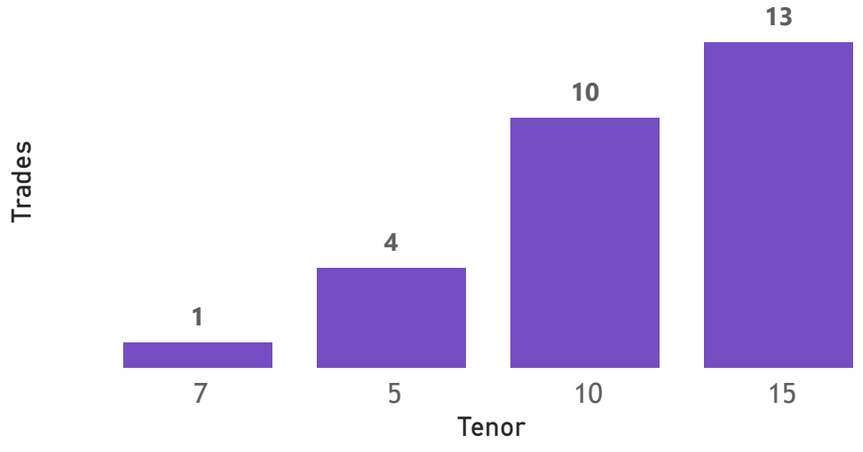

Primary Market August 2026 Auction

Tenor	Cut- Off Yield Rate	Coupon Rates	Range of Successful Yield Rates
2 Years	13.99	13.99	10.0000 - 13.9900
3 Years	14.09	14.09	9.0000 - 14.0900
7 Years	14.79	16.00	7.0000 - 14.7900
10 Years	15.50	16.60	14.5000 - 15.5000
15 Years	16.50	17.59	10.0000 - 16.5000

*Disclaimer: This content is prepared from information received by the Commission through third-party reports. The range of prices by tenor and range of yields by tenor are based on dealer submissions. The content is indicative and intended for informational purposes only and shall not in any way be deemed to be investment advice, guidance or recommendation of the SEC. Users are responsible for making investment decisions and are advised to obtain independent professional advice before acting on or using this information.

SECURITIES AND EXCHANGE COMMISSION
Protecting Investors in the Capital Markets

GRZ Bonds Secondary Market Trade Summary Report

ISIN Code	Coupon Rate	Issue Date	Maturity Date	Trade Date/ Valuation Date	Years To Maturity	Nominal Value	Market Value	Min Trade Price	Max Trade Price	Min Yield	Max Yield
ZM1000007170	20	23/06/2025	23/06/2040	25/09/2026	13	K92,000,000.00	K118,890,645.97	123.86	129.21	15.70	15.70
ZM1000007105	19	27/05/2025	27/05/2035	25/09/2026	8	K40,020,000.00	K51,772,132.86	122.86	129.31	14.30	14.30
ZM1000006842	20.8	20/01/2025	20/01/2030	24/09/2026	3	K122,000.00	K142,465.34	113.01	113.01	16.00	16.00
ZM1000007659	17.59	16/02/2026	16/02/2041	23/09/2026	14	K10,000,000.00	K11,026,564.66	108.19	108.19	16.10	16.10
ZM1000007659	17.59	16/02/2026	16/02/2041	29/09/2026	14	K40,000,000.00	K44,334,615.34	108.04	109.39	15.90	16.13
ZM1000007683	16	30/03/2026	30/03/2033	25/09/2026	6	K15,000,000.00	K17,391,047.67	107.92	107.92	14.10	14.10
ZM1000007501	16.49	22/12/2025	22/12/2030	22/12/2025	4	K1,500,000.00	K1,664,688.26	106.69	106.69	14.31	14.31
ZM1000007659	17.59	16/02/2026	16/02/2041	25/09/2026	14	K50,040,000.00	K55,404,298.75	105.87	111.46	15.90	16.50
ZM1000007568	16.1	26/01/2026	26/01/2031	24/09/2026	4	K22,000.00	K22,768.63	100.85	100.85	16.00	16.00
ZM1000004466	14	27/07/2020	27/07/2035	25/09/2026	8	K100,930.00	K100,000.20	96.78	96.78	14.65	14.65
ZM1000005166	14	21/02/2022	21/02/2037	25/09/2026	10	K102,164.00	K99,999.73	96.54	96.54	14.65	14.65
ZM1000005810	13	26/06/2023	26/06/2033	25/09/2026	6	K246,000.00	K237,548.78	96.52	96.52	14.60	14.60
ZM1000005588	14	27/12/2022	27/12/2037	25/09/2026	11	K100,147.00	K100,000.34	96.40	96.40	14.65	14.65
ZM1000006024	13	27/11/2023	27/11/2033	25/09/2026	7	K100,182.00	K100,000.36	95.51	95.51	14.00	14.00
ZM1000005455	13	19/09/2022	19/09/2032	25/09/2026	5	K1,750,589.00	K1,697,719.61	94.76	97.98	13.50	14.40
ZM1000005497	14	31/10/2022	31/10/2037	25/09/2026	11	K100,205.00	K99,999.79	94.12	94.12	15.10	15.10
ZM1000005901	13	21/08/2023	21/08/2033	25/09/2026	6	K150,000.00	K140,976.11	93.98	93.98	14.70	14.70

Disclaimer: This content is prepared from information received by the Commission through third-party reports. The content is indicative and intended for informational purposes only and shall not in any way be deemed to be investment advice, guidance or recommendation of the SEC. Users are responsible for making investment decisions and are advised to obtain independent professional advice before acting on or using this information.