SECURITIES AND EXCHANGE COMMISSION
Protecting Investors in the Capital Markets

GRZ Bonds Secondary Market Trade Summary Report

Date

Monday, 26 October 2026

K3.2M
Total Nominal Value

K3.9M
Total Market Value

10
Number of Trades

Consideration and Nominal Value

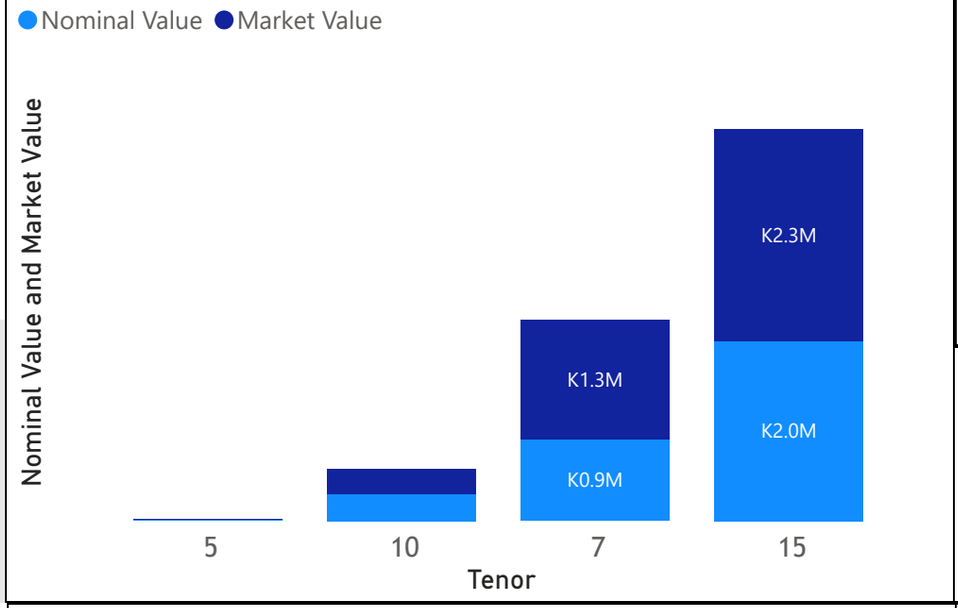

Range of Trade Prices (ZMW)*

Tenor	Min	Max
5	102.17	102.17
7	145.44	145.44
10	87.37	87.37
15	87.56	169.63

Range of Yields Rates*

Tenor	Min	Max
5	12.36	12.36
7	11.50	11.50
10	16.15	16.15
15	15.50	16.60

Market Value YTD

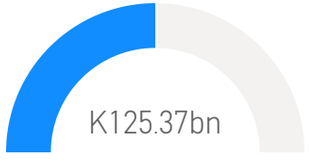

Nominal Value YTD

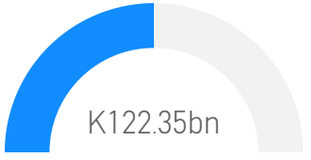

YTD trades

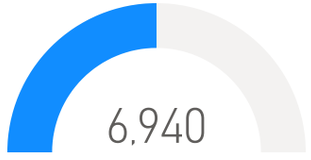

No. of Trades by Tenor

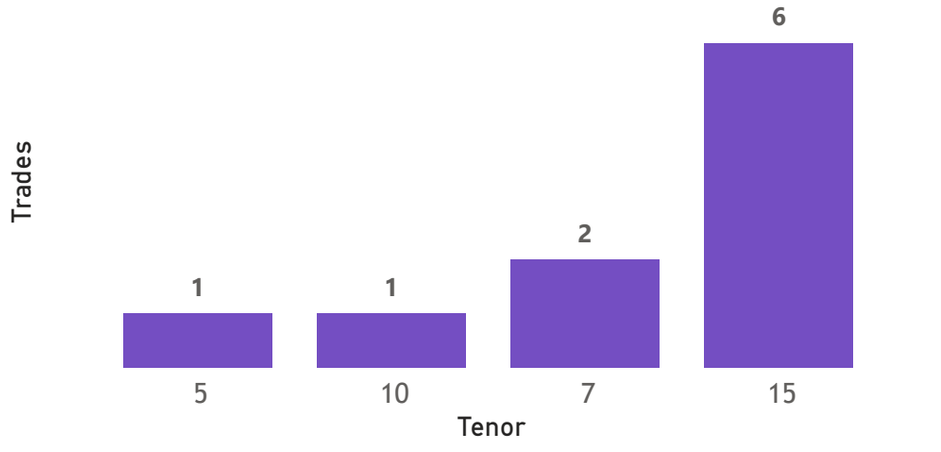

Primary Market September 2026 Auction

Tenor	Cut- Off Yield Rate	Coupon Rates	Range of Successful Yield Rates
2 Years	12.00	12.00	10.0000 - 12.0000
3 Years	12.59	12.59	10.0000 - 12.5900
7 Years	13.75	16.00	0.1500 - 13.7500
10 Years	14.50	16.60	2.0000 - 14.5000
15 Years	15.45	17.59	12.0000 - 15.4500

*Disclaimer: This content is prepared from information received by the Commission through third-party reports. The range of prices by tenor and range of yields by tenor are based on dealer submissions. The content is indicative and intended for informational purposes only and shall not in any way be deemed to be investment advice, guidance or recommendation of the SEC. Users are responsible for making investment decisions and are advised to obtain independent professional advice before acting on or using this information.

SECURITIES AND EXCHANGE COMMISSION
Protecting Investors in the Capital Markets

GRZ Bonds Secondary Market Trade Summary Report

ISIN Code	Coupon Rate	Issue Date	Maturity Date	Trade Date/ Valuation Date	Years To Maturity	Nominal Value	Market Value	Min Trade Price	Max Trade Price	Min Yield	Max Yield
ZM1000006636	27.75	01/10/2024	01/10/2039	26/10/2026	12	K589,534.00	K1,000,002.74	169.63	169.63	15.50	15.50
ZM1000006792	21.5	23/12/2024	23/12/2031	26/10/2026	5	K893,648.00	K1,300,000.62	145.44	145.44	11.50	11.50
ZM1000005554	11	27/12/2022	27/12/2027	26/10/2026	1	K10,000.00	K10,216.81	102.17	102.17	12.36	12.36
ZM1000005760	14	29/05/2023	29/05/2038	26/10/2026	11	K1,028,922.00	K1,000,001.32	97.11	97.11	15.61	15.61
ZM1000005943	14	02/10/2023	02/10/2038	26/10/2026	11	K351,980.00	K308,181.88	87.56	87.56	16.60	16.60
ZM1000005810	13	26/06/2023	26/06/2033	29/10/2026	6	K293,000.00	K269,033.93	87.37	87.37	16.15	16.15

Disclaimer: This content is prepared from information received by the Commission through third-party reports. The content is indicative and intended for informational purposes only and shall not in any way be deemed to be investment advice, guidance or recommendation of the SEC. Users are responsible for making investment decisions and are advised to obtain independent professional advice before acting on or using this information.