SECURITIES AND EXCHANGE COMMISSION
Protecting Investors in the Capital Markets

GRZ Bonds Secondary Market Trade Summary Report

Date

Monday, 19 October 2026

K33.5M
Total Nominal Value

K47.5M
Total Market Value

20
Number of Trades

Consideration and Nominal Value

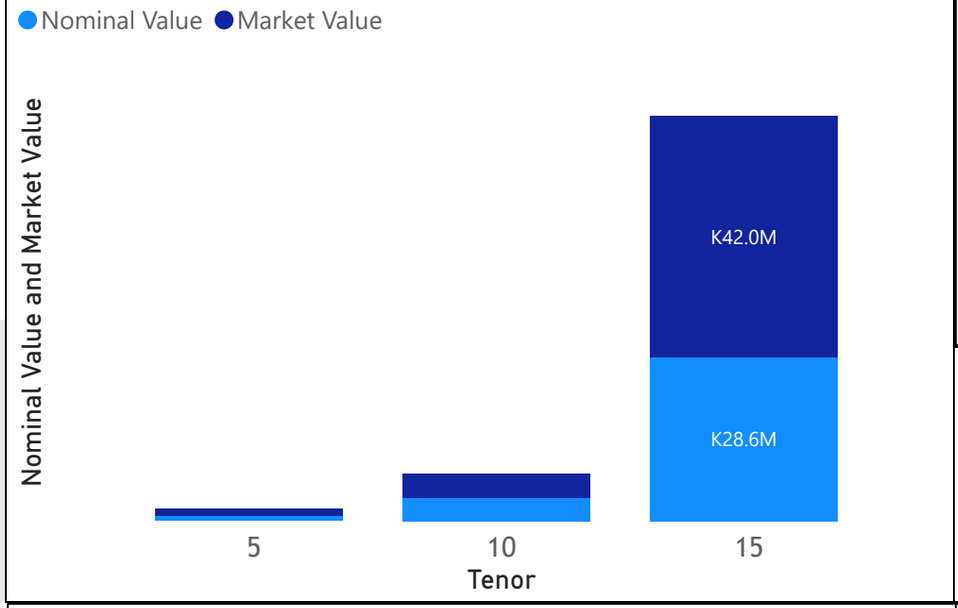

Range of Trade Prices (ZMW)*

Tenor	Min	Max
5	126.51	126.51
10	90.77	118.84
15	89.76	164.62

Range of Yields Rates*

Tenor	Min	Max
5	12.98	12.98
10	11.25	15.75
15	14.00	16.40

Market Value YTD

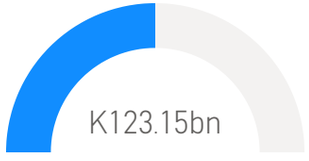

Nominal Value YTD

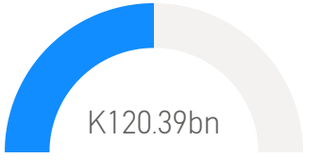

YTD trades



No. of Trades by Tenor

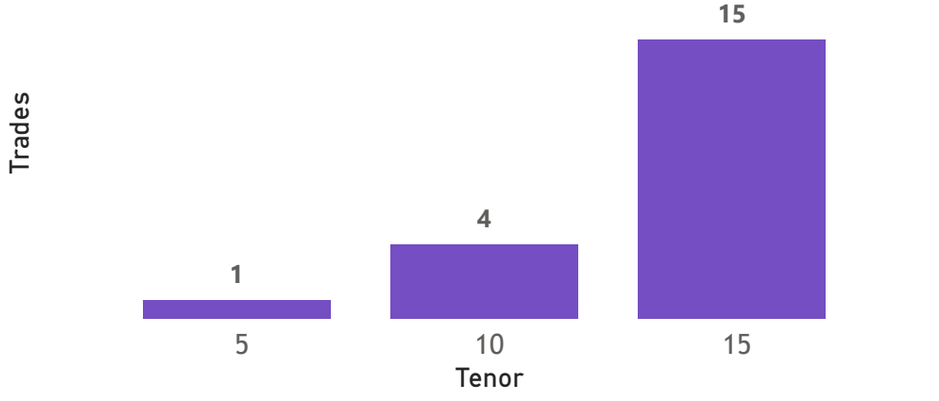

Primary Market September 2026 Auction

Tenor	Cut- Off Yield Rate	Coupon Rates	Range of Successful Yield Rates
2 Years	12.00	12.00	10.0000 - 12.0000
3 Years	12.59	12.59	10.0000 - 12.5900
7 Years	13.75	16.00	0.1500 - 13.7500
10 Years	14.50	16.60	2.0000 - 14.5000
15 Years	15.45	17.59	12.0000 - 15.4500

*Disclaimer: This content is prepared from information received by the Commission through third-party reports. The range of prices by tenor and range of yields by tenor are based on dealer submissions. The content is indicative and intended for informational purposes only and shall not in any way be deemed to be investment advice, guidance or recommendation of the SEC. Users are responsible for making investment decisions and are advised to obtain independent professional advice before acting on or using this information.

SECURITIES AND EXCHANGE COMMISSION
Protecting Investors in the Capital Markets

GRZ Bonds Secondary Market Trade Summary Report

ISIN Code	Coupon Rate	Issue Date	Maturity Date	Trade Date/ Valuation Date	Years To Maturity	Nominal Value	Market Value	Min Trade Price	Max Trade Price	Min Yield	Max Yield
ZM1000006636	27.75	01/10/2024	01/10/2039	30/09/2024	12	K20,000,000.00	K33,213,304.11	164.62	164.62	15.85	15.85
ZM1000006636	27.75	01/10/2024	01/10/2039	20/10/2026	12	K15,000.00	K24,735.50	163.38	163.38	16.00	16.00
ZM1000006784	20.8	23/12/2024	23/12/2029	14/10/2026	3	K983,000.00	K1,243,596.09	126.51	126.51	12.98	12.98
ZM1000007592	18.79	26/01/2026	26/01/2041	14/10/2026	14	K320,000.00	K398,888.82	124.65	124.65	15.25	15.25
ZM1000007162	19	23/06/2025	23/06/2035	19/10/2026	8	K300,000.00	K374,949.50	118.84	118.84	15.03	15.03
ZM1000005976	14	30/11/2023	30/11/2038	14/10/2026	12	K188,000.00	K198,338.22	105.50	105.50	14.19	14.19
ZM1000004599	14	30/11/2020	30/11/2035	19/10/2026	9	K5,760,000.00	K6,071,176.82	105.34	105.34	14.00	14.00
ZM1000003112	13	05/12/2016	05/12/2026	14/10/2026	0	K3,140,988.00	K3,297,938.01	105.00	105.00	11.25	11.25
ZM1000005919	14	21/08/2023	21/08/2038	14/10/2026	11	K198,000.00	K199,909.74	100.96	100.96	14.22	14.22
ZM1000006065	14	26/12/2023	26/12/2038	14/10/2026	12	K294,000.00	K270,040.94	91.85	94.38	16.40	16.40
ZM1000005901	13	21/08/2023	21/08/2033	14/10/2026	6	K550,000.00	K499,243.10	90.77	90.77	15.75	15.75
ZM1000005703	14	04/03/2023	04/03/2026	19/10/2026	0	K1,799,802.00	K1,673,126.36	89.76	95.20	15.00	16.10

Disclaimer: This content is prepared from information received by the Commission through third-party reports. The content is indicative and intended for informational purposes only and shall not in any way be deemed to be investment advice, guidance or recommendation of the SEC. Users are responsible for making investment decisions and are advised to obtain independent professional advice before acting on or using this information.