SECURITIES AND EXCHANGE COMMISSION
Protecting Investors in the Capital Markets

GRZ Bonds Secondary Market Trade Summary Report

Date

Tuesday, 13 October 2026

K850.0M
Total Nominal Value

K870.3M
Total Market Value

14
Number of Trades

Consideration and Nominal Value

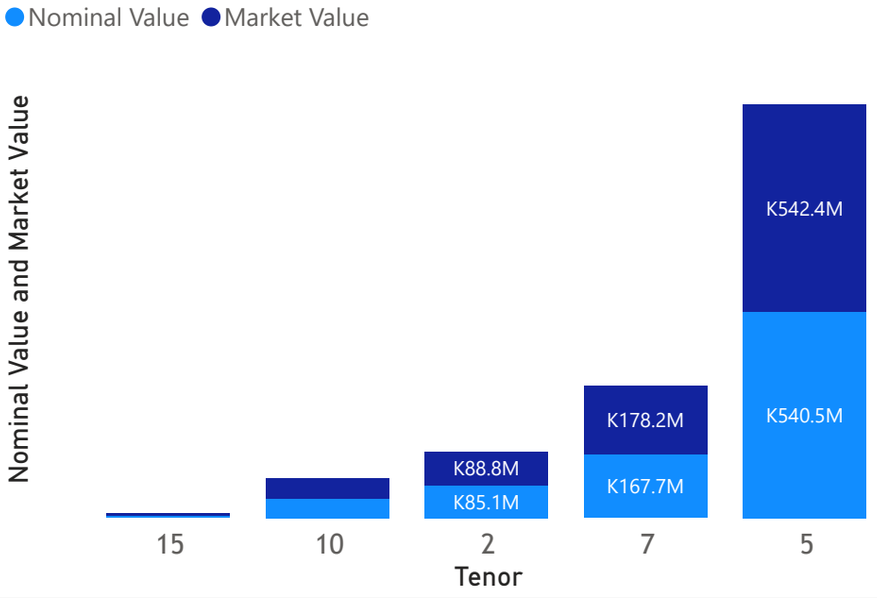

Range of Trade Prices (ZMW)*

Tenor	Min	Max
2	101.78	104.36
5	98.04	115.73
7	101.77	101.77
10	103.06	103.07
15	90.74	110.28

Range of Yields Rates*

Tenor	Min	Max
2	12.35	12.75
5	11.35	17.50
7	10.27	10.27
10	11.35	11.35
15	15.74	20.20

Market Value YTD

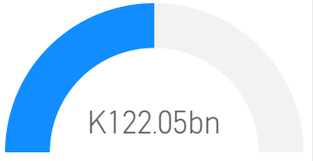

Nominal Value YTD

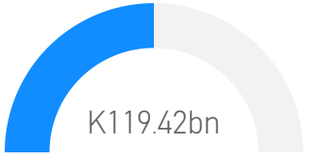

YTD trades

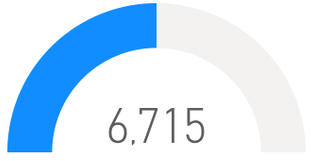

No. of Trades by Tenor

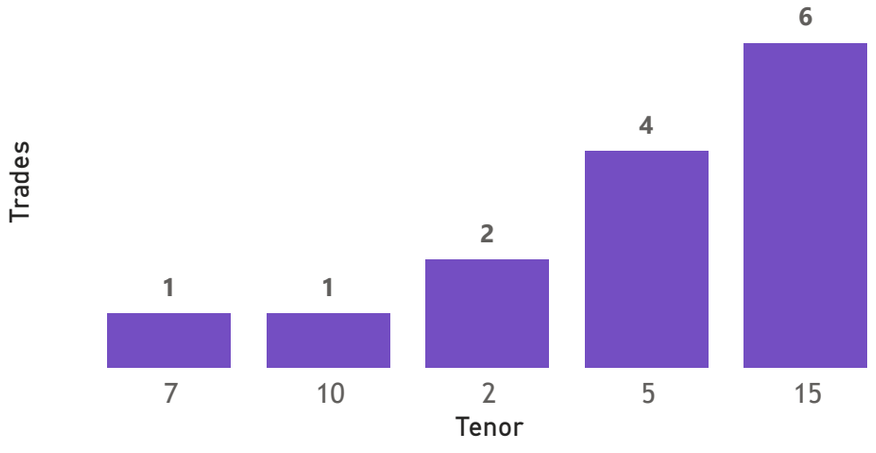

Primary Market September 2026 Auction

Tenor	Cut- Off Yield Rate	Coupon Rates	Range of Successful Yield Rates
2 Years	12.00	12.00	10.0000 - 12.0000
3 Years	12.59	12.59	10.0000 - 12.5900
7 Years	13.75	16.00	0.1500 - 13.7500
10 Years	14.50	16.60	2.0000 - 14.5000
15 Years	15.45	17.59	12.0000 - 15.4500

*Disclaimer: This content is prepared from information received by the Commission through third-party reports. The range of prices by tenor and range of yields by tenor are based on dealer submissions. The content is indicative and intended for informational purposes only and shall not in any way be deemed to be investment advice, guidance or recommendation of the SEC. Users are responsible for making investment decisions and are advised to obtain independent professional advice before acting on or using this information.

SECURITIES AND EXCHANGE COMMISSION
Protecting Investors in the Capital Markets

GRZ Bonds Secondary Market Trade Summary Report

ISIN Code	Coupon Rate	Issue Date	Maturity Date	Trade Date/ Valuation Date	Years To Maturity	Nominal Value	Market Value	Min Trade Price	Max Trade Price	Min Yield	Max Yield
ZM1000006545	23.5	02/09/2024	02/09/2029	13/10/2026	2	K228,000.00	K263,857.85	115.73	115.73	17.50	17.50
ZM1000007659	17.59	16/02/2026	16/02/2041	13/10/2026	14	K15,000.00	K16,961.39	110.28	110.28	15.75	15.75
ZM1000007659	17.59	16/02/2026	16/02/2041	16/02/2026	14	K5,000,000.00	K5,593,206.16	109.07	109.07	15.95	15.95
ZM1000007204	18	21/07/2025	21/07/2030	13/10/2026	3	K250,000.00	K266,881.91	106.75	106.75	17.00	17.00
ZM1000007238	20.2	21/07/2025	21/07/2040	13/10/2026	13	K50,000.00	K52,261.35	104.52	104.52	20.20	20.20
ZM1000007600	14.5	16/02/2026	16/02/2028	08/10/2026	1	K85,111,000.00	K88,818,868.87	104.36	104.36	12.75	12.75
ZM1000003997	13	17/12/2018	17/12/2028	14/10/2026	2	K50,000,000.00	K53,651,678.08	103.07	103.06	11.35	11.35
ZM1000007063	15.5	27/05/2025	27/05/2027	13/10/2026	0	K20,000.00	K21,537.09	101.78	101.78	12.35	12.35
ZM1000004581	12	30/11/2020	30/11/2027	13/10/2026	1	K167,652,202.00	K178,167,196.54	101.77	101.77	10.27	10.27
ZM1000005885	11	21/08/2023	24/07/2028	14/10/2026	1	K540,000,000.00	K541,871,355.20	98.04	99.40	11.35	12.19
ZM1000005463	14	19/09/2022	19/09/2037	08/10/2026	10	K1,530,000.00	K1,406,693.44	91.94	98.22	15.74	15.74
ZM1000005919	14	21/08/2023	21/08/2038	13/10/2026	11	K150,000.00	K139,162.32	90.74	90.74	15.74	15.74

Disclaimer: This content is prepared from information received by the Commission through third-party reports. The content is indicative and intended for informational purposes only and shall not in any way be deemed to be investment advice, guidance or recommendation of the SEC. Users are responsible for making investment decisions and are advised to obtain independent professional advice before acting on or using this information.