SECURITIES AND EXCHANGE COMMISSION
Protecting Investors in the Capital Markets

GRZ Bonds Secondary Market Trade Summary Report

Date

Friday, 9 October 2026

K767.4M
Total Nominal Value

K834.7M
Total Market Value

53
Number of Trades

Consideration and Nominal Value

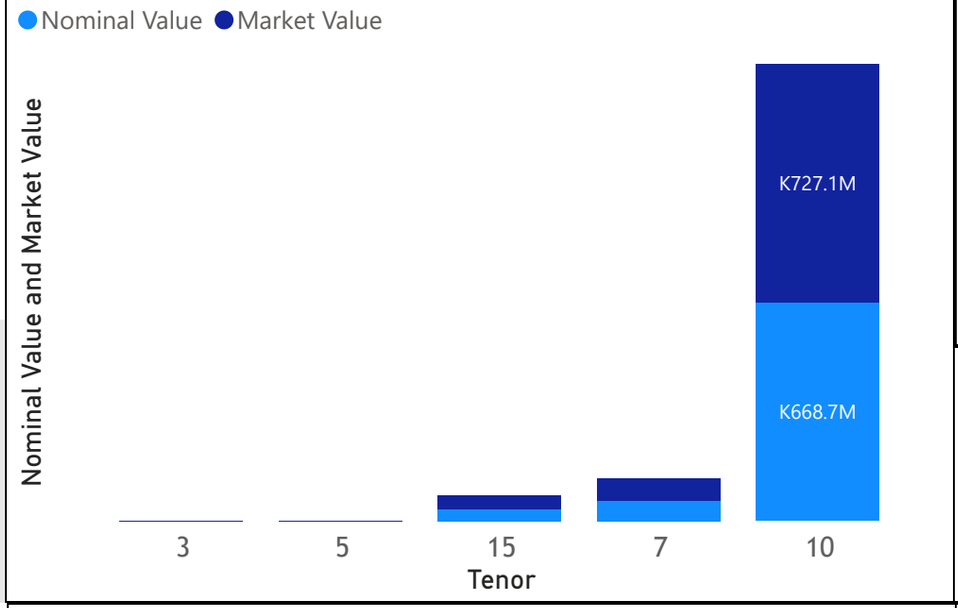

Range of Trade Prices (ZMW)*

Tenor	Min	Max
3	110.87	112.48
5	108.21	128.55
7	102.60	107.89
10	92.95	139.39
15	90.67	173.93

Range of Yields Rates*

Tenor	Min	Max
3	11.32	11.58
5	13.70	16.00
7	14.10	15.00
10	13.18	18.00
15	14.00	17.00

Market Value YTD

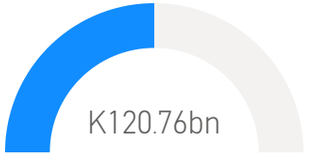

Nominal Value YTD

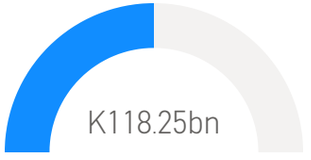

YTD trades



No. of Trades by Tenor

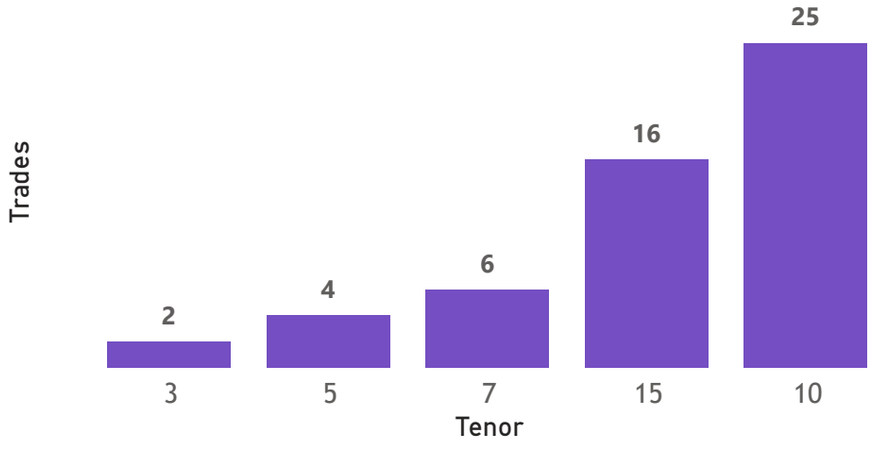

Primary Market September 2026 Auction

Tenor	Cut- Off Yield Rate	Coupon Rates	Range of Successful Yield Rates
2 Years	12.00	12.00	10.0000 - 12.0000
3 Years	12.59	12.59	10.0000 - 12.5900
7 Years	13.75	16.00	0.1500 - 13.7500
10 Years	14.50	16.60	2.0000 - 14.5000
15 Years	15.45	17.59	12.0000 - 15.4500

*Disclaimer: This content is prepared from information received by the Commission through third-party reports. The range of prices by tenor and range of yields by tenor are based on dealer submissions. The content is indicative and intended for informational purposes only and shall not in any way be deemed to be investment advice, guidance or recommendation of the SEC. Users are responsible for making investment decisions and are advised to obtain independent professional advice before acting on or using this information.

SECURITIES AND EXCHANGE COMMISSION
Protecting Investors in the Capital Markets

GRZ Bonds Secondary Market Trade Summary Report

ISIN Code	Coupon Rate	Issue Date	Maturity Date	Trade Date/ Valuation Date	Years To Maturity	Nominal Value	Market Value	Min Trade Price	Max Trade Price	Min Yield	Max Yield
ZM1000006578	28.35	02/09/2024	02/09/2039	10/09/2026	12	K973,518.00	K1,693,160.98	173.93	173.93	15.40	15.40
ZM1000006420	27.25	24/06/2024	24/06/2039	10/09/2026	12	K40,000.00	K67,379.62	168.42	168.42	16.00	16.00
ZM1000006693	23.49	28/10/2024	28/10/2039	10/09/2026	12	K260,000.00	K281,394.44	151.20	151.20	16.00	16.00
ZM1000006297	24.97	30/04/2024	30/04/2034	10/09/2026	7	K360,000.00	K501,931.82	139.39	139.39	18.00	18.00
ZM1000006800	22.5	23/12/2024	23/12/2034	09/10/2026	8	K100,000.00	K141,308.60	134.65	134.65	15.00	15.00
ZM1000006669	21.49	28/10/2024	28/10/2029	08/10/2026	3	K72,781.00	K93,559.23	128.55	128.55	13.70	13.70
ZM1000006339	22	27/05/2024	27/05/2029	09/10/2026	2	K8,100.00	K10,068.29	124.30	124.30	14.38	14.38
ZM1000007105	19	27/05/2025	27/05/2035	27/05/2025	8	K110,000,000.00	K142,095,796.99	122.15	122.15	14.42	14.42
ZM1000007709	17.59	30/03/2026	30/03/2041	09/10/2026	14	K200,000.00	K226,565.25	113.28	113.28	15.35	15.35
ZM1000007642	16.6	16/02/2026	16/02/2036	06/10/2026	9	K28,000,000.00	K31,631,317.31	112.97	112.97	14.50	14.50
ZM1000007642	16.6	16/02/2026	16/02/2036	02/10/2026	9	K26,160,000.00	K29,518,696.01	112.84	112.84	14.50	14.50
ZM1000006321	20	27/05/2024	27/05/2027	09/10/2026	0	K25,000.00	K28,121.02	112.48	112.48	11.32	11.32
ZM1000007659	17.59	16/02/2026	16/02/2041	09/10/2026	14	K15,000,000.00	K16,697,513.42	111.32	111.32	16.01	16.01
ZM1000007659	17.59	16/02/2026	16/02/2041	08/10/2026	14	K15,000,000.00	K16,697,513.42	111.32	111.32	16.01	16.01
ZM1000006479	20.5	22/07/2024	22/07/2027	09/10/2026	0	K18,000.00	K19,956.96	110.87	110.87	11.58	11.58
ZM1000007642	16.6	16/02/2026	16/02/2036	16/02/2026	9	K42,530,000.00	K48,026,831.57	110.51	110.52	14.50	14.50
ZM1000007584	17.19	26/01/2026	26/01/2036	09/10/2026	9	K60,000,000.00	K68,664,555.21	109.66	111.78	14.80	15.20
ZM1000007410	18.99	27/10/2025	27/10/2040	09/10/2026	14	K20,000.00	K23,642.80	109.63	109.63	17.00	17.00
ZM1000007261	18	18/08/2025	18/08/2030	10/09/2026	3	K100,000.00	K151,241.48	108.21	108.21	16.00	16.00
ZM1000007683	16	30/03/2026	30/03/2033	30/03/2026	6	K45,000,000.00	K48,546,534.25	107.17	107.89	14.10	14.27
ZM1000007683	16	30/03/2026	30/03/2033	06/10/2026	6	K17,000,000.00	K18,186,161.49	106.98	106.98	14.40	14.40
ZM1000007451	17	24/11/2025	24/11/2032	09/10/2026	6	K20,000.00	K22,676.94	106.96	106.96	15.00	15.00
ZM1000004599	14	30/11/2020	30/11/2035	10/09/2026	9	K1,240,000.00	K1,302,152.68	104.95	104.95	14.00	14.00

Disclaimer: This content is prepared from information received by the Commission through third-party reports. The content is indicative and intended for informational purposes only and shall not in any way be deemed to be investment advice, guidance or recommendation of the SEC. Users are responsible for making investment decisions and are advised to obtain independent professional advice before acting on or using this information.