SECURITIES AND EXCHANGE COMMISSION

Protecting Investors in the Capital Markets

GRZ Bonds Secondary Market Trade Summary Report

Date

Thursday, 8 October 2026

K1.7bn

Total Nominal Value

K1.7bn

Total Market Value

60

Number of Trades

Consideration and Nominal Value

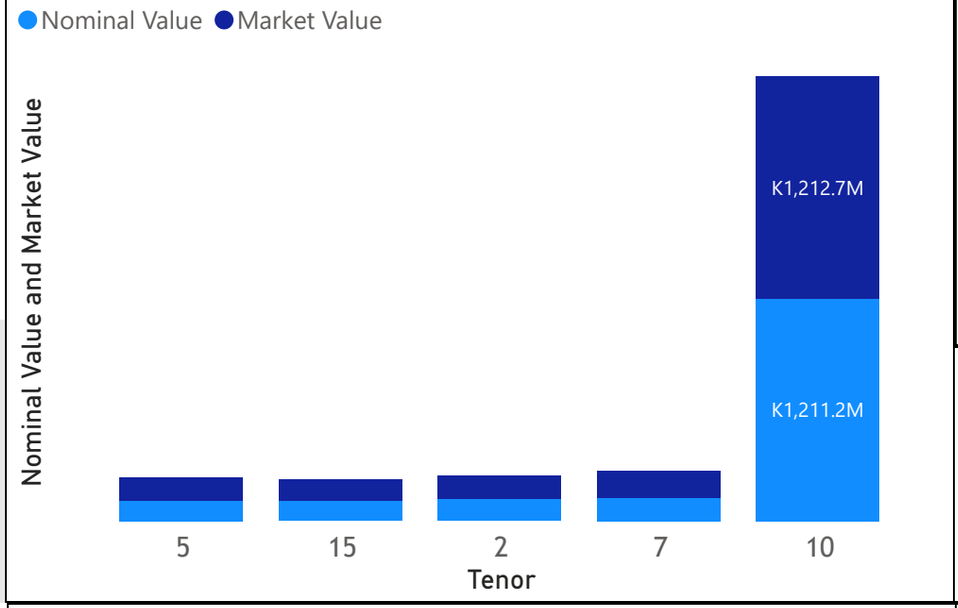

Range of Trade Prices (ZMW)*

Tenor	Min	Max
2	102.07	105.95
5	114.32	118.88
7	99.13	129.49
10	96.33	140.15
15	87.27	180.38

Range of Yields Rates*

Tenor	Min	Max
2	10.75	12.75
5	13.25	13.70
7	13.80	14.97
10	5.19	14.50
15	14.14	17.35

Market Value YTD

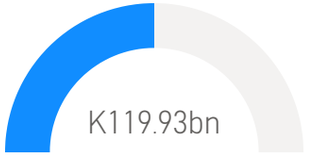

Nominal Value YTD

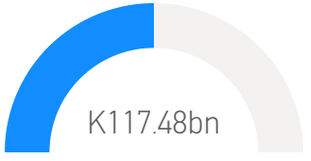

YTD trades



No. of Trades by Tenor

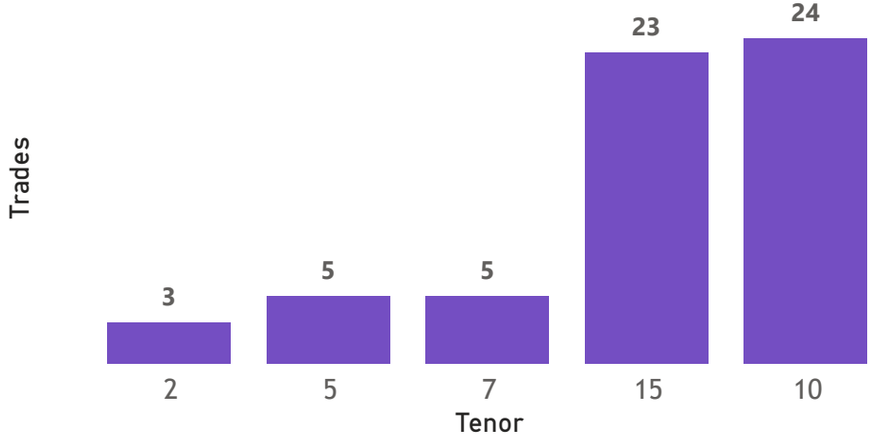

Primary Market September 2026 Auction

Tenor	Cut- Off Yield Rate	Coupon Rates	Range of Successful Yield Rates
2 Years	12.00	12.00	10.0000 - 12.0000
3 Years	12.59	12.59	10.0000 - 12.5900
7 Years	13.75	16.00	0.1500 - 13.7500
10 Years	14.50	16.60	2.0000 - 14.5000
15 Years	15.45	17.59	12.0000 - 15.4500

*Disclaimer: This content is prepared from information received by the Commission through third-party reports. The range of prices by tenor and range of yields by tenor are based on dealer submissions. The content is indicative and intended for informational purposes only and shall not in any way be deemed to be investment advice, guidance or recommendation of the SEC. Users are responsible for making investment decisions and are advised to obtain independent professional advice before acting on or using this information.

SECURITIES AND EXCHANGE COMMISSION
Protecting Investors in the Capital Markets

GRZ Bonds Secondary Market Trade Summary Report

ISIN Code	Coupon Rate	Issue Date	Maturity Date	Trade Date/ Valuation Date	Years To Maturity	Nominal Value	Market Value	Min Trade Price	Max Trade Price	Min Yield	Max Yield
ZM1000006305	26.5	30/04/2024	30/04/2039	10/08/2026	12	K554,258.00	K1,000,000.90	180.38	180.38	14.50	14.50
ZM1000006750	23.29	25/11/2024	25/11/2039	10/08/2026	12	K632,060.00	K999,998.88	158.12	158.12	14.70	14.70
ZM1000006818	23.5	23/12/2024	23/12/2039	10/08/2026	13	K634,076.00	K999,999.20	157.68	157.68	14.70	14.70
ZM1000006685	22.5	28/10/2024	28/10/2034	28/10/2024	8	K276,948.00	K415,979.90	140.15	140.15	14.02	14.02
ZM1000006107	23	22/01/2024	22/01/2031	08/10/2026	4	K200,000.00	K258,988.68	129.49	129.49	14.97	14.97
ZM1000007592	18.79	26/01/2026	26/01/2041	10/08/2026	14	K793,642.00	K1,000,000.02	125.94	125.94	15.00	15.00
ZM1000006669	21.49	28/10/2024	28/10/2029	08/10/2026	3	K72,781.00	K93,549.98	118.88	118.88	13.70	13.70
ZM1000007352	20.2	29/09/2025	29/09/2040	08/10/2026	13	K169,000.00	K195,677.56	115.79	115.79	17.26	17.26
ZM1000007329	18	29/09/2025	29/09/2030	06/10/2026	3	K54,898,000.00	K63,000,580.07	114.76	114.76	13.25	13.25
ZM1000007329	18	29/09/2025	29/09/2030	29/09/2025	3	K54,898,000.00	K63,000,580.07	114.32	114.32	13.25	13.25
ZM1000007451	17	24/11/2025	24/11/2032	24/11/2025	6	K100,000,000.00	K119,284,821.92	112.90	112.90	13.80	13.80
ZM1000007642	16.6	16/02/2026	16/02/2036	05/10/2026	9	K10,468,000.00	K11,816,522.46	112.88	112.88	14.50	14.50
ZM1000007659	17.59	16/02/2026	16/02/2041	10/08/2026	14	K20,000,000.00	K22,365,760.89	111.76	111.81	15.95	15.95
ZM1000007642	16.6	16/02/2026	16/02/2036	08/10/2026	9	K7,923,922.00	K8,999,999.40	111.17	111.17	14.38	14.38
ZM1000007642	16.6	16/02/2026	16/02/2036	16/02/2026	9	K10,468,000.00	K11,816,522.46	110.52	110.52	14.50	14.50
ZM1000007683	16	30/03/2026	30/03/2033	06/10/2026	6	K25,000,000.00	K26,804,346.23	107.22	107.22	14.34	14.34
ZM1000007246	15.5	18/08/2025	18/08/2027	10/08/2026	0	K130,738.00	K138,532.10	105.95	105.95	10.75	10.75
ZM1000007600	14.5	16/02/2026	16/02/2028	06/10/2026	1	K61,000,000.00	K63,549,787.47	104.18	104.18	12.75	12.75
ZM1000007600	14.5	16/02/2026	16/02/2028	16/02/2026	1	K61,000,000.00	K63,549,787.47	102.07	102.07	12.75	12.75
ZM1000007709	17.59	30/03/2026	30/03/2041	08/10/2026	14	K200,000.00	K203,226.87	101.61	101.61	17.35	17.35
ZM1000005919	14	21/08/2023	21/08/2038	10/05/2026	11	K2,376,000.00	K2,399,698.13	101.00	101.00	14.14	14.14
ZM1000003112	13	05/12/2016	05/12/2026	05/12/2016	0	K65,148.00	K68,639.44	100.91	100.91	6.92	6.92
ZM1000003054	13	21/11/2016	21/11/2026	21/11/2016	0	K277,522.00	K293,870.54	100.90	100.90	5.19	5.19

Disclaimer: This content is prepared from information received by the Commission through third-party reports. The content is indicative and intended for informational purposes only and shall not in any way be deemed to be investment advice, guidance or recommendation of the SEC. Users are responsible for making investment decisions and are advised to obtain independent professional advice before acting on or using this information.