SECURITIES AND EXCHANGE COMMISSION
Protecting Investors in the Capital Markets

GRZ Bonds Secondary Market Trade Summary Report

Date

Tuesday, 6 October 2026

K1.5bn
Total Nominal Value

K1.5bn
Total Market Value

51
Number of Trades

Consideration and Nominal Value

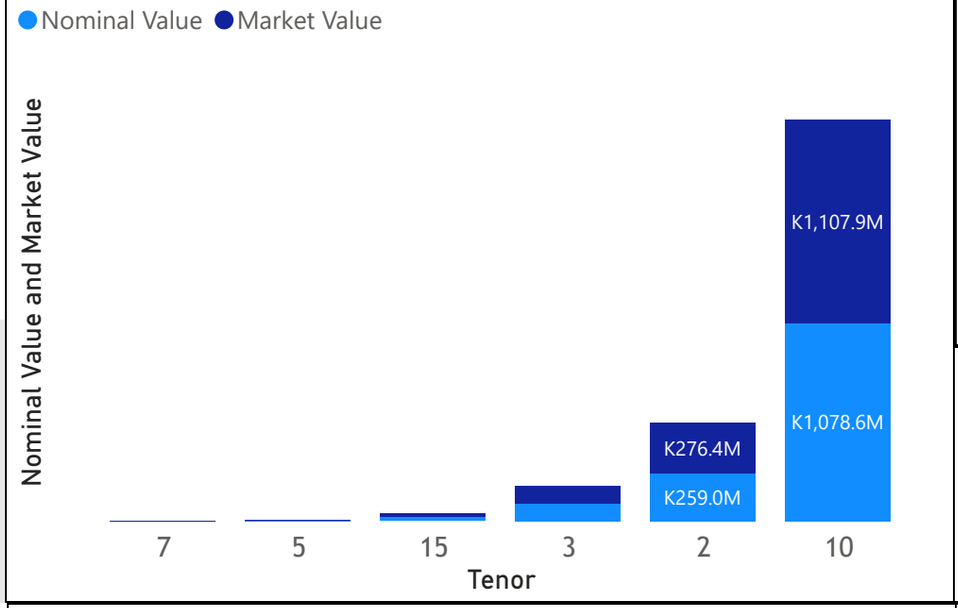

Range of Trade Prices (ZMW)*

Tenor	Min	Max
2	101.84	110.25
3	99.91	109.73
5	100.09	100.24
7	95.05	98.31
10	94.88	112.84
15	97.36	170.92

Range of Yields Rates*

Tenor	Min	Max
2	12.00	17.00
3	10.25	22.00
5	11.00	11.00
7	16.30	16.50
10	10.85	17.00
15	15.00	16.00

Market Value YTD

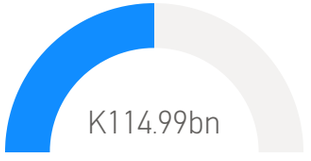

Nominal Value YTD

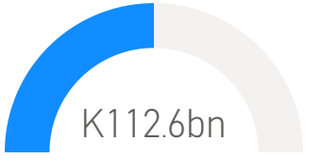

YTD trades

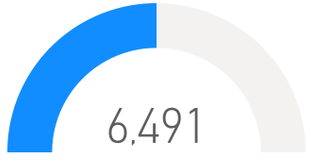

No. of Trades by Tenor

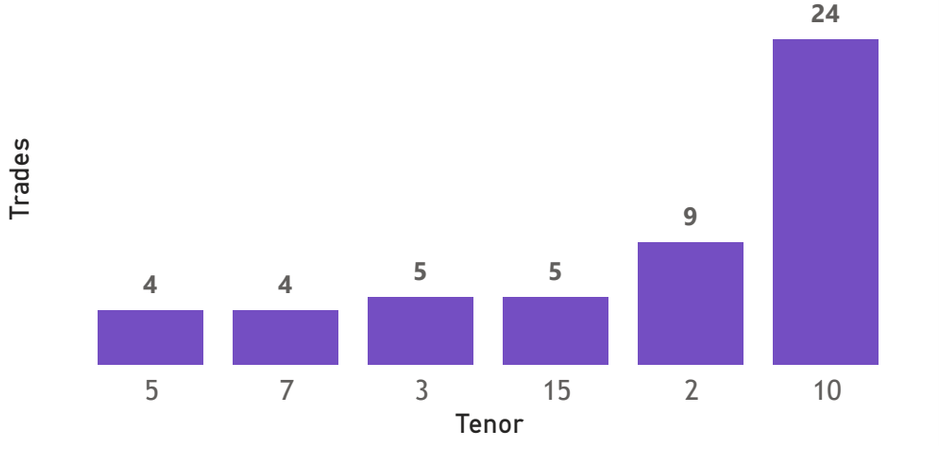

Primary Market September 2026 Auction

Tenor	Cut- Off Yield Rate	Coupon Rates	Range of Successful Yield Rates
2 Years	12.00	12.00	10.0000 - 12.0000
3 Years	12.59	12.59	10.0000 - 12.5900
7 Years	13.75	16.00	0.1500 - 13.7500
10 Years	14.50	16.60	2.0000 - 14.5000
15 Years	15.45	17.59	12.0000 - 15.4500

*Disclaimer: This content is prepared from information received by the Commission through third-party reports. The range of prices by tenor and range of yields by tenor are based on dealer submissions. The content is indicative and intended for informational purposes only and shall not in any way be deemed to be investment advice, guidance or recommendation of the SEC. Users are responsible for making investment decisions and are advised to obtain independent professional advice before acting on or using this information.

SECURITIES AND EXCHANGE COMMISSION
Protecting Investors in the Capital Markets

GRZ Bonds Secondary Market Trade Summary Report

ISIN Code	Coupon Rate	Issue Date	Maturity Date	Trade Date/ Valuation Date	Years To Maturity	Nominal Value	Market Value	Min Trade Price	Max Trade Price	Min Yield	Max Yield
ZM1000006511	27.25	22/07/2024	22/07/2039	10/06/2026	13	K240,702.00	K411,534.88	170.92	170.92	15.40	15.40
ZM1000006123	26.5	22/01/2024	22/01/2039	07/10/2026	12	K50,000.00	K80,602.36	155.61	155.61	16.00	16.00
ZM1000007642	16.6	16/02/2026	16/02/2036	02/10/2026	9	K18,840,000.00	K21,258,877.41	112.84	112.84	14.50	14.50
ZM1000007642	16.6	16/02/2026	16/02/2036	10/01/2026	9	K45,000,000.00	K50,655,578.42	112.57	112.57	14.55	14.55
ZM1000007642	16.6	16/02/2026	16/02/2036	16/02/2026	9	K10,470,000.00	K11,814,248.75	110.52	110.52	14.50	14.50
ZM1000006826	16.5	20/01/2025	20/01/2027	05/10/2026	0	K481,000.00	K505,235.15	110.25	110.25	17.00	17.00
ZM1000006594	21.45	01/10/2024	01/10/2027	05/10/2026	0	K128,127.00	K141,048.15	109.73	109.73	21.00	21.00
ZM1000006537	21.5	02/09/2024	02/09/2027	05/10/2026	0	K65,000.00	K72,162.45	109.02	109.02	22.00	22.00
ZM1000007121	15.5	23/06/2025	23/06/2027	02/10/2026	0	K129,050,000.00	K137,731,327.85	106.73	106.73	12.00	12.00
ZM1000003351	13	18/12/2017	18/12/2027	02/10/2026	1	K50,000,000.00	K53,117,954.11	106.24	106.24	10.85	10.85
ZM1000005570	13	27/12/2022	27/12/2032	10/01/2026	6	K189,000.00	K199,955.69	105.80	105.80	12.47	12.47
ZM1000005570	13	27/12/2022	27/12/2032	01/10/2026	6	K189,000.00	K199,955.69	105.80	105.80	12.47	12.47
ZM1000007303	15.5	29/09/2025	29/09/2027	05/10/2026	0	K10,000.00	K10,460.27	104.31	104.31	16.00	16.00
ZM1000007246	15.5	18/08/2025	18/08/2027	05/10/2026	0	K130,783.00	K138,460.55	103.79	103.79	16.00	16.00
ZM1000007360	14.5	27/10/2025	27/10/2027	05/10/2026	1	K200,000.00	K220,145.43	103.64	103.64	15.00	15.00
ZM1000005992	10	27/11/2023	27/11/2026	02/10/2026	0	K46,700,000.00	K48,348,154.31	103.53	103.53	10.25	10.25
ZM1000007188	15.5	21/07/2025	21/07/2027	05/10/2026	0	K17,000.00	K18,143.13	103.45	103.45	16.00	16.00
ZM1000007121	15.5	23/06/2025	23/06/2027	05/10/2026	0	K17,000.00	K18,289.46	103.13	103.13	16.00	16.00
ZM1000006081	20	22/01/2024	22/01/2027	05/10/2026	0	K112,000.00	K119,491.44	102.52	102.52	20.00	20.00
ZM1000003351	13	18/12/2017	18/12/2027	18/12/2017	1	K50,000,000.00	K53,117,954.11	102.32	102.32	10.85	10.85
ZM1000007121	15.5	23/06/2025	23/06/2027	06/10/2026	0	K129,050,000.00	K137,731,327.85	102.27	102.27	12.00	12.00
ZM1000006883	16.2	16/02/2025	16/02/2027	05/10/2026	0	K19,000.00	K19,771.78	101.84	101.84	16.00	16.00
ZM1000001751	14	20/02/2012	16/02/2027	05/10/2026	0	K311,452.00	K322,375.25	101.45	101.45	16.00	16.00

Disclaimer: This content is prepared from information received by the Commission through third-party reports. The content is indicative and intended for informational purposes only and shall not in any way be deemed to be investment advice, guidance or recommendation of the SEC. Users are responsible for making investment decisions and are advised to obtain independent professional advice before acting on or using this information.