SECURITIES AND EXCHANGE COMMISSION
Protecting Investors in the Capital Markets

GRZ Bonds Secondary Market Trade Summary Report

Date

Monday, 5 October 2026

K256.8M
Total Nominal Value

K262.7M
Total Market Value

41
Number of Trades

Consideration and Nominal Value

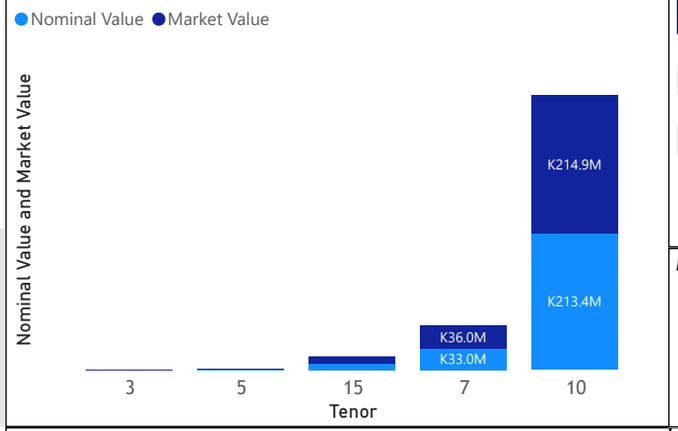

Range of Trade Prices (ZMW)*

Tenor	Min	Max
3	107.18	107.18
5	103.04	119.36
7	98.31	109.36
10	89.60	113.34
15	94.38	174.31

Range of Yields Rates*

Tenor	Min	Max
3	12.50	12.50
5	10.75	14.78
7	13.82	16.50
10	10.75	15.50
15	14.00	18.00

Market Value YTD

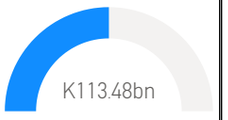

Nominal Value YTD

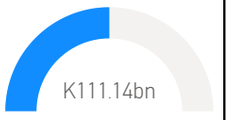

YTD trades



No. of Trades by Tenor

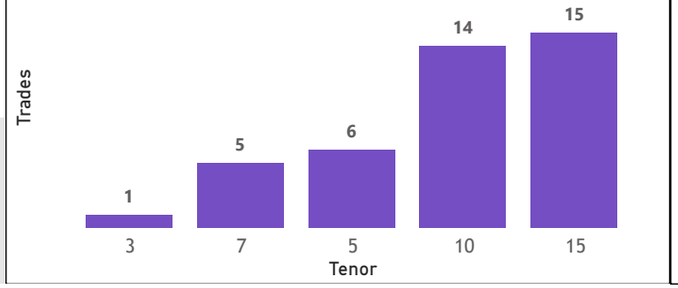

Primary Market September 2026 Auction

Tenor	Cut- Off Yield Rate	Coupon Rates	Range of Successful Yield Rates
2 Years	12.00	12.00	10.0000 - 12.0000
3 Years	12.59	12.59	10.0000 - 12.5900
7 Years	13.75	16.00	0.1500 - 13.7500
10 Years	14.50	16.60	2.0000 - 14.5000
15 Years	15.45	17.59	12.0000 - 15.4500

*Disclaimer: This content is prepared from information received by the Commission through third-party reports. The range of prices by tenor and range of yields by tenor are based on dealer submissions. The content is indicative and intended for informational purposes only and shall not in any way be deemed to be investment advice, guidance or recommendation of the SEC. Users are responsible for making investment decisions and are advised to obtain independent professional advice before acting on or using this information.

SECURITIES AND EXCHANGE COMMISSION
Protecting Investors in the Capital Markets

GRZ Bonds Secondary Market Trade Summary Report

ISIN Code	Coupon Rate	Issue Date	Maturity Date	Trade Date/ Valuation Date	Years To Maturity	Nominal Value	Market Value	Min Trade Price	Max Trade Price	Min Yield	Max Yield
ZM1000006636	27.75	01/10/2024	01/10/2039	10/05/2026	13	K42,000.00	K73,212.64	174.31	174.31	14.80	14.80
ZM1000006750	23.29	25/11/2024	25/11/2039	01/10/2026	13	K240,000.00	K355,554.70	148.15	148.15	15.97	15.97
ZM1000007238	20.2	21/07/2025	21/07/2040	06/10/2026	13	K105,000.00	K148,696.67	137.35	137.35	14.00	14.00
ZM1000007535	18.99	22/12/2025	22/12/2040	06/10/2026	14	K109,000.00	K148,102.34	130.36	130.36	14.00	14.00
ZM1000007477	18.99	24/11/2025	24/11/2040	06/10/2026	14	K108,000.00	K148,330.54	130.32	130.32	14.00	14.00
ZM1000006339	22	27/05/2024	27/05/2029	05/10/2026	2	K17,000.00	K21,633.40	119.36	119.36	13.07	13.07
ZM1000007055	20	28/04/2025	28/04/2040	10/05/2026	13	K206,000.00	K244,637.62	118.73	118.73	18.00	18.00
ZM1000006156	22	19/02/2024	19/02/2029	05/10/2026	2	K25,000.00	K30,128.82	117.68	117.68	13.07	13.07
ZM1000007659	17.59	16/02/2026	16/02/2041	30/09/2026	14	K4,000,000.00	K4,520,295.56	113.01	113.01	15.70	15.70
ZM1000007642	16.6	16/02/2026	16/02/2036	30/09/2026	9	K12,893,000.00	K14,466,900.60	111.72	113.34	14.40	14.70
ZM1000007261	18	18/08/2025	18/08/2030	01/10/2026	4	K140,000.00	K156,163.31	111.55	111.55	14.78	14.78
ZM1000007261	18	18/08/2025	18/08/2030	01/10/2026	3	K140,000.00	K156,163.31	111.55	111.55	14.78	14.78
ZM1000007659	17.59	16/02/2026	16/02/2041	16/02/2026	14	K4,000,000.00	K4,520,295.56	110.60	110.60	15.70	15.70
ZM1000007683	16	30/03/2026	30/03/2033	01/10/2026	6	K25,000,000.00	K27,339,294.52	109.36	109.36	13.82	13.82
ZM1000007683	16	30/03/2026	30/03/2033	30/09/2026	6	K8,000,000.00	K8,684,742.24	108.56	108.56	14.00	14.00
ZM1000006651	19.99	28/10/2024	28/10/2027	07/10/2026	1	K100,000.00	K116,052.07	107.18	107.18	12.50	12.50
ZM1000003054	13	21/11/2016	21/11/2026	10/05/2026	0	K184,898.00	K194,438.16	105.11	105.11	10.75	10.75
ZM1000005075	11	27/12/2021	27/12/2026	10/05/2026	0	K268,458.00	K276,663.60	103.04	103.04	10.75	10.75
ZM1000004672	13	25/01/2021	25/01/2031	01/10/2026	4	K25,875,000.00	K25,868,501.12	99.97	99.97	13.80	13.80
ZM1000004672	13	25/01/2021	25/01/2031	30/09/2026	4	K74,125,000.00	K74,106,382.45	99.97	99.97	13.80	13.80
ZM1000007683	16	30/03/2026	30/03/2033	10/05/2026	6	K20,000.00	K19,661.78	98.31	98.31	16.50	16.50
ZM1000004383	14	01/06/2020	01/06/2035	30/09/2026	9	K124,000.00	K121,878.58	98.29	98.29	15.38	15.38
ZM1000004383	14	01/06/2020	01/06/2035	30/09/2026	8	K124,000.00	K121,878.58	98.29	98.29	15.38	15.38

Disclaimer: This content is prepared from information received by the Commission through third-party reports. The content is indicative and intended for informational purposes only and shall not in any way be deemed to be investment advice, guidance or recommendation of the SEC. Users are responsible for making investment decisions and are advised to obtain independent professional advice before acting on or using this information.