SECURITIES AND EXCHANGE COMMISSION
Protecting Investors in the Capital Markets

GRZ Bonds Secondary Market Trade Summary Report

Date

Friday, 2 October 2026

K423.9M
Total Nominal Value

K484.9M
Total Market Value

92
Number of Trades

Consideration and Nominal Value

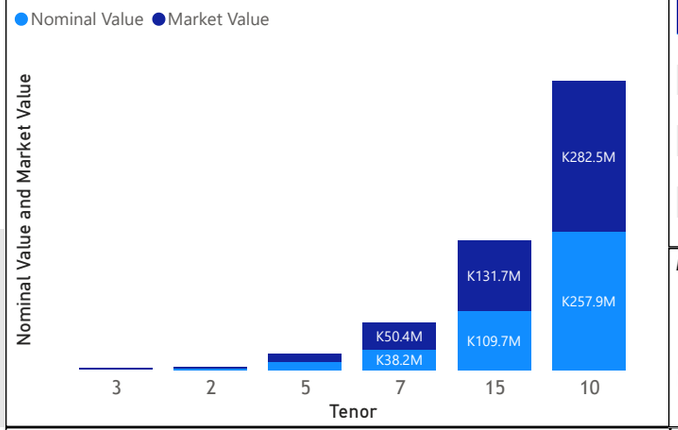

Range of Trade Prices (ZMW)*

Tenor	Min	Max
2	102.84	110.05
3	104.52	115.94
5	97.67	130.38
7	102.61	140.34
10	95.63	140.80
15	96.07	171.55

Range of Yields Rates*

Tenor	Min	Max
2	10.75	10.75
3	10.75	10.75
5	10.75	12.25
7	10.75	13.50
10	12.10	15.00
15	10.75	16.00

Market Value YTD

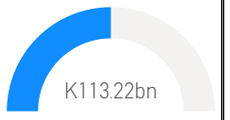

Nominal Value YTD

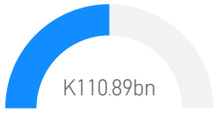

YTD trades

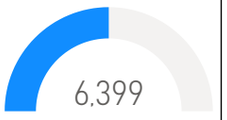

No. of Trades by Tenor

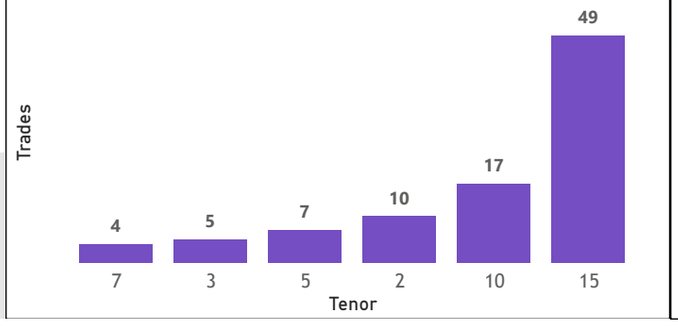

Primary Market September 2026 Auction

Tenor	Cut- Off Yield Rate	Coupon Rates	Range of Successful Yield Rates
2 Years	12.00	12.00	10.0000 - 12.0000
3 Years	12.59	12.59	10.0000 - 12.5900
7 Years	13.75	16.00	0.1500 - 13.7500
10 Years	14.50	16.60	2.0000 - 14.5000
15 Years	15.45	17.59	12.0000 - 15.4500

*Disclaimer: This content is prepared from information received by the Commission through third-party reports. The range of prices by tenor and range of yields by tenor are based on dealer submissions. The content is indicative and intended for informational purposes only and shall not in any way be deemed to be investment advice, guidance or recommendation of the SEC. Users are responsible for making investment decisions and are advised to obtain independent professional advice before acting on or using this information.

SECURITIES AND EXCHANGE COMMISSION
Protecting Investors in the Capital Markets

GRZ Bonds Secondary Market Trade Summary Report

ISIN Code	Coupon Rate	Issue Date	Maturity Date	Trade Date/ Valuation Date	Years To Maturity	Nominal Value	Market Value	Min Trade Price	Max Trade Price	Min Yield	Max Yield
ZM1000006636	27.75	01/10/2024	01/10/2039	02/10/2026	13	K39,000.00	K66,906.12	171.55	171.55	15.07	15.07
ZM1000006511	27.25	22/07/2024	22/07/2039	05/10/2026	12	K5,000,000.00	K8,608,625.75	166.57	166.57	15.25	15.25
ZM1000006818	23.5	23/12/2024	23/12/2039	10/02/2026	13	K600,000.00	K909,618.24	151.58	151.58	15.40	15.40
ZM1000006875	23.25	20/01/2025	20/01/2040	10/02/2026	13	K600,000.00	K877,551.60	146.22	146.22	15.70	15.70
ZM1000006750	23.29	25/11/2024	25/11/2039	05/10/2026	13	K7,000,000.00	K10,743,746.52	145.00	145.00	15.25	15.25
ZM1000006875	23.25	20/01/2025	20/01/2040	05/10/2026	13	K2,000,000.00	K2,969,885.89	143.59	143.59	15.43	15.43
ZM1000006933	22.8	16/02/2025	16/02/2040	10/02/2026	14	K600,000.00	K847,827.14	141.28	141.28	15.80	15.80
ZM1000006743	22.5	25/11/2024	25/11/2034	25/11/2024	8	K25,000,000.00	K37,202,174.66	140.80	140.79	13.95	13.95
ZM1000006552	25	02/09/2024	02/09/2031	02/09/2024	4	K20,000,000.00	K28,478,358.90	140.34	140.34	13.50	13.50
ZM1000006990	21.8	17/03/2025	17/03/2040	05/10/2026	13	K900,000.00	K1,230,941.42	135.70	135.70	15.43	15.43
ZM1000006990	21.8	17/03/2025	17/03/2040	10/02/2026	14	K600,000.00	K803,626.74	133.94	133.94	15.80	15.80
ZM1000007055	20	28/04/2025	28/04/2040	10/02/2026	14	K600,000.00	K786,330.88	131.03	131.03	15.90	15.90
ZM1000007113	20	27/05/2025	27/05/2040	10/02/2026	14	K600,000.00	K777,148.80	129.47	129.47	15.90	15.90
ZM1000007352	20.2	29/09/2025	29/09/2040	02/10/2026	14	K330,000.00	K423,699.63	128.39	128.39	15.26	15.26
ZM1000007170	20	23/06/2025	23/06/2040	10/02/2026	14	K600,000.00	K768,410.08	128.05	128.05	15.90	15.90
ZM1000006545	23.5	02/09/2024	02/09/2029	30/09/2026	2	K5,200,000.00	K6,768,814.18	128.02	130.38	11.70	12.00
ZM1000007238	20.2	21/07/2025	21/07/2040	10/02/2026	14	K600,000.00	K762,357.00	127.03	127.03	16.00	16.00
ZM1000007170	20	23/06/2025	23/06/2040	05/10/2026	13	K3,000,000.00	K3,942,150.90	125.71	125.71	15.43	15.43
ZM1000007113	20	27/05/2025	27/05/2040	05/10/2026	13	K2,000,000.00	K2,657,125.64	125.68	125.68	15.43	15.43
ZM1000007295	20.2	18/08/2025	18/08/2040	10/02/2026	14	K600,000.00	K753,408.06	125.55	125.55	16.00	16.00
ZM1000007352	20.2	29/09/2025	29/09/2040	10/02/2026	14	K600,000.00	K740,196.76	123.36	123.36	16.00	16.00
ZM1000007584	17.19	26/01/2026	26/01/2036	10/02/2026	9	K855,950.00	K1,000,000.42	116.77	116.77	14.50	14.50
ZM1000006776	20	23/12/2024	23/12/2027	10/02/2026	1	K1,310,000.00	K1,519,046.19	115.94	115.94	10.75	10.75

Disclaimer: This content is prepared from information received by the Commission through third-party reports. The content is indicative and intended for informational purposes only and shall not in any way be deemed to be investment advice, guidance or recommendation of the SEC. Users are responsible for making investment decisions and are advised to obtain independent professional advice before acting on or using this information.