SECURITIES AND EXCHANGE COMMISSION
Protecting Investors in the Capital Markets

GRZ Bonds Secondary Market Trade Summary Report

Date

Monday, 31 August 2026

K489.9M
Total Nominal Value

K520.9M
Total Market Value

33
Number of Trades

Consideration and Nominal Value

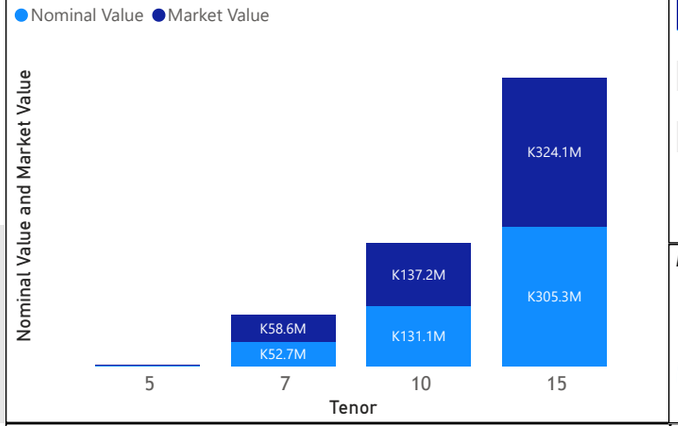

Range of Trade Prices (ZMW)*

Tenor	Min	Max
5	94.52	115.73
7	106.19	133.87
10	93.09	110.61
15	83.95	147.00

Range of Yields Rates*

Tenor	Min	Max
5	14.00	15.00
7	13.00	14.50
10	13.90	16.07
15	14.48	17.29

Market Value YTD

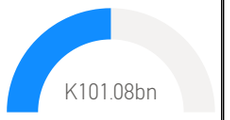

Nominal Value YTD

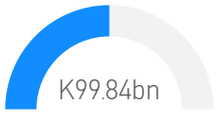

YTD trades



No. of Trades by Tenor

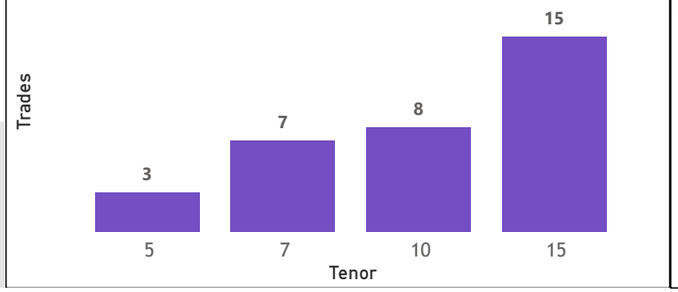

Primary Market August 2026 Auction

Tenor	Cut- Off Yield Rate	Coupon Rates	Range of Successful Yield Rates
2 Years	13.99	13.99	10.0000 - 13.9900
3 Years	14.09	14.09	9.0000 - 14.0900
7 Years	14.79	16.00	7.0000 - 14.7900
10 Years	15.50	16.60	14.5000 - 15.5000
15 Years	16.50	17.59	10.0000 - 16.5000

*Disclaimer: This content is prepared from information received by the Commission through third-party reports. The range of prices by tenor and range of yields by tenor are based on dealer submissions. The content is indicative and intended for informational purposes only and shall not in any way be deemed to be investment advice, guidance or recommendation of the SEC. Users are responsible for making investment decisions and are advised to obtain independent professional advice before acting on or using this information.

SECURITIES AND EXCHANGE COMMISSION
Protecting Investors in the Capital Markets

GRZ Bonds Secondary Market Trade Summary Report

ISIN Code	Coupon Rate	Issue Date	Maturity Date	Trade Date/ Valuation Date	Years To Maturity	Nominal Value	Market Value	Min Trade Price	Max Trade Price	Min Yield	Max Yield
ZM1000005943	14	02/10/2023	02/10/2038	27/08/2026	12	K509,000.00	K499,694.87	98.17	98.17	15.44	15.44
ZM1000005695	13	04/03/2023	04/03/2033	27/08/2026	7	K168,000.00	K156,396.35	93.09	93.09	16.07	16.07
ZM1000005695	13	04/03/2023	04/03/2033	31/08/2026	7	K1,008,600.00	K1,000,002.68	99.05	99.05	14.50	14.50
ZM1000007634	16	16/02/2026	16/02/2033	27/08/2026	7	K23,053,000.00	K24,780,451.61	107.01	107.01	14.30	14.30
ZM1000007642	16.6	16/02/2026	16/02/2036	28/08/2026	10	K100,000,000.00	K106,791,491.78	106.79	106.79	15.35	15.35
ZM1000007642	16.6	16/02/2026	16/02/2036	31/08/2026		K100,000.00	K111,291.82	110.61	110.61	15.00	15.00
ZM1000007659	17.59	16/02/2026	16/02/2041	31/08/2026	14	K225,000,000.00	K239,135,035.62	105.34	106.16	16.50	16.60
ZM1000007659	17.59	16/02/2026	16/02/2041	31/08/2026	15	K75,000,000.00	K79,901,545.21	106.11	106.68	16.50	16.60
ZM1000007261	18	18/08/2025	18/08/2030	28/08/2026		K100,000.00	K110,619.68	110.13	110.13	15.00	15.00
ZM1000007279	18.49	18/08/2025	18/08/2032	28/08/2026		K335,000.00	K399,064.09	118.62	118.62	14.00	14.00
ZM1000004979	13	20/09/2021	20/09/2031	31/08/2026	5	K5,842,218.00	K6,000,000.46	102.66	102.66	13.90	13.90
ZM1000005919	14	21/08/2023	21/08/2038	27/08/2026	12	K3,671,200.00	K3,387,847.56	83.95	94.98	14.98	17.29
ZM1000006099	22	22/01/2024	22/01/2029	31/08/2026	2	K591,909.00	K700,000.51	115.73	115.73	14.00	14.00
ZM1000005612	14	23/01/2023	23/01/2038	27/08/2026	12	K230,000.00	K218,825.43	95.14	95.14	15.18	15.18
ZM1000007154	18.49	23/06/2025	23/06/2032	28/08/2026		K374,815.00	K455,737.69	118.25	118.25	14.00	14.00
ZM1000006404	23.5	24/06/2024	24/06/2031	28/08/2026		K900,000.00	K1,242,462.24	133.87	133.87	13.00	13.00
ZM1000004680	14	25/01/2021	25/01/2036	27/08/2026	10	K505,000.00	K499,705.98	98.95	98.95	14.48	14.48
ZM1000006750	23.29	25/11/2024	25/11/2039	27/08/2026	13	K340,000.00	K499,788.46	147.00	147.00	15.83	15.83
ZM1000005794	11	26/06/2023	26/06/2028	31/08/2026	1	K150,000.00	K144,765.06	94.52	94.52	14.50	14.50
ZM1000005810	13	26/06/2023	26/06/2033	27/08/2026	7	K24,000,000.00	K23,184,460.60	94.39	94.39	14.30	14.30
ZM1000007337	18.5	29/09/2025	29/09/2032	28/08/2026		K500,000.00	K632,826.34	118.86	118.86	14.00	14.00
ZM1000007683	16	30/03/2026	30/03/2033	28/08/2026		K2,500,000.00	K2,862,981.10	107.90	107.90	14.00	14.00
ZM1000007683	16	30/03/2026	30/03/2033	28/08/2026	7	K25,000,000.00	K28,202,319.52	106.19	106.19	14.50	14.50

Disclaimer: This content is prepared from information received by the Commission through third-party reports. The content is indicative and intended for informational purposes only and shall not in any way be deemed to be investment advice, guidance or recommendation of the SEC. Users are responsible for making investment decisions and are advised to obtain independent professional advice before acting on or using this information.