SECURITIES AND EXCHANGE COMMISSION
Protecting Investors in the Capital Markets

GRZ Bonds Secondary Market Trade Summary Report

Date

Thursday, 24 September 2026

K163.0M
Total Nominal Value

K182.9M
Total Market Value

24
Number of Trades

Consideration and Nominal Value

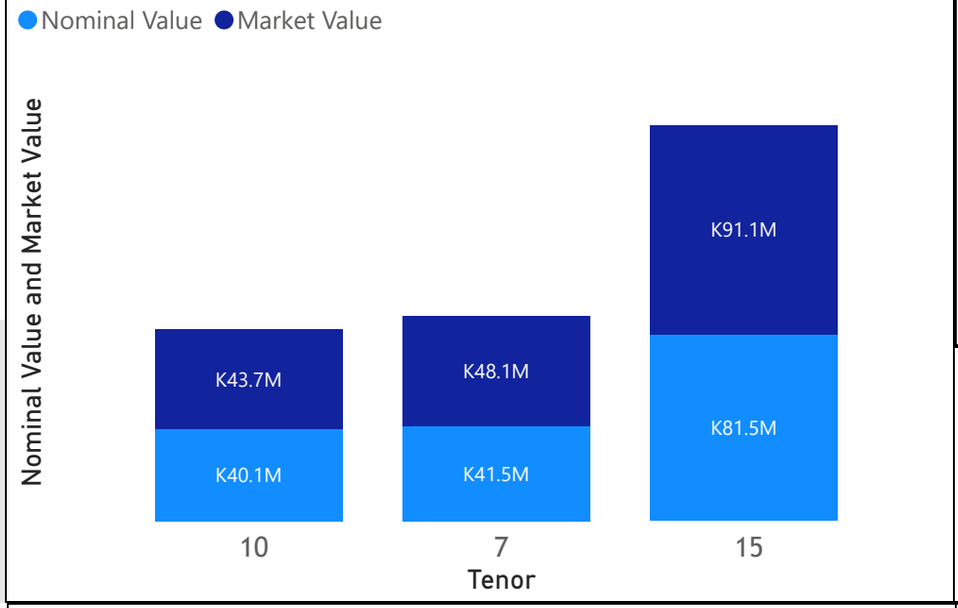

Range of Trade Prices (ZMW)*

Tenor	Min	Max
7	115.18	136.04
10	96.01	108.99
15	85.87	123.34

Range of Yields Rates*

Tenor	Min	Max
7	14.20	14.25
10	14.70	15.15
15	15.26	17.06

Market Value YTD

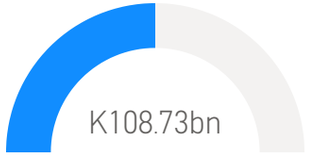

Nominal Value YTD

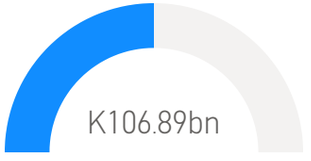

YTD trades

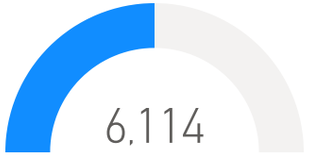

No. of Trades by Tenor

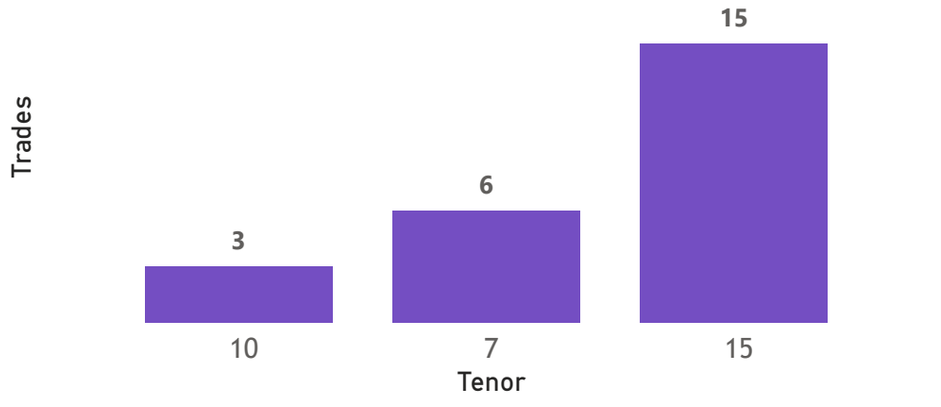

Primary Market August 2026 Auction

Tenor	Cut- Off Yield Rate	Coupon Rates	Range of Successful Yield Rates
2 Years	13.99	13.99	10.0000 - 13.9900
3 Years	14.09	14.09	9.0000 - 14.0900
7 Years	14.79	16.00	7.0000 - 14.7900
10 Years	15.50	16.60	14.5000 - 15.5000
15 Years	16.50	17.59	10.0000 - 16.5000

*Disclaimer: This content is prepared from information received by the Commission through third-party reports. The range of prices by tenor and range of yields by tenor are based on dealer submissions. The content is indicative and intended for informational purposes only and shall not in any way be deemed to be investment advice, guidance or recommendation of the SEC. Users are responsible for making investment decisions and are advised to obtain independent professional advice before acting on or using this information.

SECURITIES AND EXCHANGE COMMISSION
Protecting Investors in the Capital Markets

GRZ Bonds Secondary Market Trade Summary Report

ISIN Code	Coupon Rate	Issue Date	Maturity Date	Trade Date/ Valuation Date	Years To Maturity	Nominal Value	Market Value	Min Trade Price	Max Trade Price	Min Yield	Max Yield
ZM1000006610		01/10/2024	01/10/2031	28/09/2026	5	K493,000.00	K730,904.73	136.04	136.04	14.20	14.20
ZM1000006289		30/04/2024	30/04/2031	28/09/2026	4	K400,000.00	K553,630.27	128.89	128.89	14.20	14.20
ZM1000006164		19/02/2024	19/02/2031	28/09/2026	4	K164,000.00	K214,053.04	128.00	128.00	14.20	14.20
ZM1000006677		28/10/2024	28/10/2031	28/09/2026	5	K397,059.00	K535,145.91	125.77	125.77	14.20	14.20
ZM1000007592		26/01/2026	26/01/2041	21/09/2026	14	K4,864,000.00	K5,999,110.08	123.34	123.34	15.26	15.26
ZM1000007535		22/12/2025	22/12/2040	21/09/2026	14	K13,870,000.00	K16,838,218.19	121.40	121.40	16.00	16.00
ZM1000007683		30/03/2026	30/03/2033	24/09/2026	6	K40,000,000.00	K46,096,232.88	115.18	115.24	14.25	14.25
ZM1000007659		16/02/2026	16/02/2041	24/09/2026	14	K60,269,000.00	K66,045,460.46	107.31	109.92	15.96	16.25
ZM1000007642		16/02/2026	16/02/2036	24/09/2026	9	K40,000,000.00	K43,616,126.58	107.08	108.99	15.15	15.15
ZM1000005976		30/11/2023	30/11/2038	24/09/2026	12	K308,000.00	K296,587.42	96.25	96.25	15.75	15.75
ZM1000005810		26/06/2023	26/06/2033	24/09/2026	6	K52,055.00	K50,000.07	96.01	96.01	14.70	14.70
ZM1000005851		24/07/2023	24/07/2038	24/09/2026	11	K214,938.00	K200,001.70	93.02	93.02	15.75	15.75
ZM1000005943		02/10/2023	02/10/2038	24/09/2026	12	K100,000.00	K93,335.73	86.62	86.62	16.60	16.60
ZM1000005919		21/08/2023	21/08/2038	21/09/2026	11	K1,894,000.00	K1,626,404.50	85.87	102.79	17.06	17.06

Disclaimer: This content is prepared from information received by the Commission through third-party reports. The content is indicative and intended for informational purposes only and shall not in any way be deemed to be investment advice, guidance or recommendation of the SEC. Users are responsible for making investment decisions and are advised to obtain independent professional advice before acting on or using this information.