SECURITIES AND EXCHANGE COMMISSION
Protecting Investors in the Capital Markets

GRZ Bonds Secondary Market Trade Summary Report

Date

Wednesday, 23 September 2026

K236.4M
Total Nominal Value

K265.2M
Total Market Value

26
Number of Trades

Consideration and Nominal Value

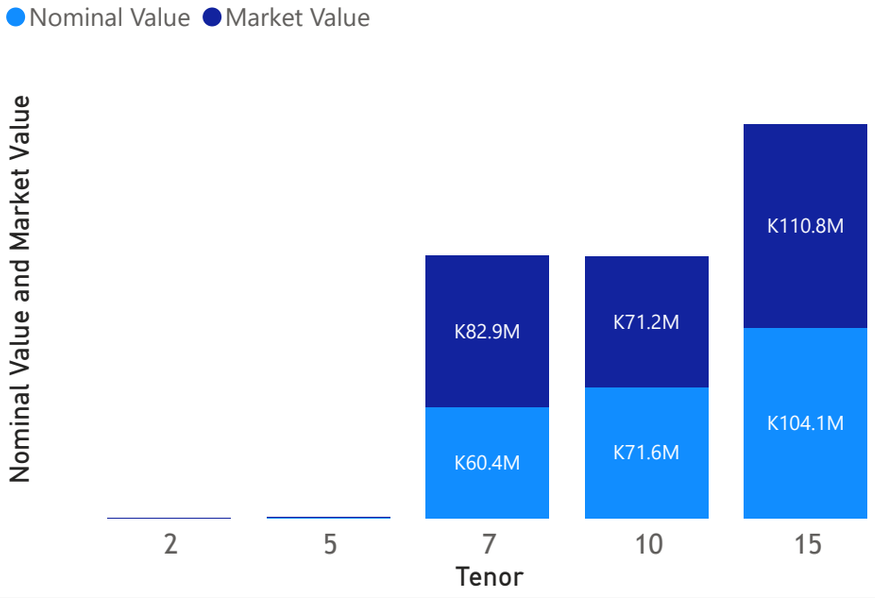

Range of Trade Prices (ZMW)*

Tenor	Min	Max
2	102.58	107.82
5	114.04	114.04
7	135.05	140.87
10	93.51	103.08
15	93.99	132.63

Range of Yields Rates*

Tenor	Min	Max
2	12.50	12.80
5	19.10	19.10
7	13.75	13.75
10	13.00	14.80
15	13.75	20.30

Market Value YTD

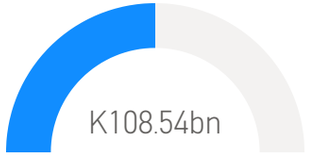

Nominal Value YTD

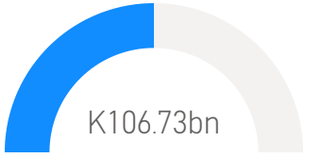

YTD trades



No. of Trades by Tenor

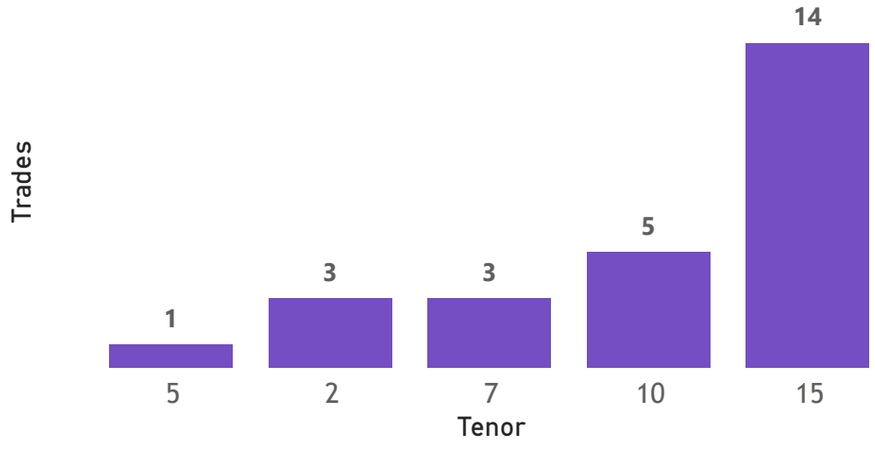

Primary Market August 2026 Auction

Tenor	Cut- Off Yield Rate	Coupon Rates	Range of Successful Yield Rates
2 Years	13.99	13.99	10.0000 - 13.9900
3 Years	14.09	14.09	9.0000 - 14.0900
7 Years	14.79	16.00	7.0000 - 14.7900
10 Years	15.50	16.60	14.5000 - 15.5000
15 Years	16.50	17.59	10.0000 - 16.5000

*Disclaimer: This content is prepared from information received by the Commission through third-party reports. The range of prices by tenor and range of yields by tenor are based on dealer submissions. The content is indicative and intended for informational purposes only and shall not in any way be deemed to be investment advice, guidance or recommendation of the SEC. Users are responsible for making investment decisions and are advised to obtain independent professional advice before acting on or using this information.

SECURITIES AND EXCHANGE COMMISSION
Protecting Investors in the Capital Markets

GRZ Bonds Secondary Market Trade Summary Report

ISIN Code	Coupon Rate	Issue Date	Maturity Date	Trade Date/ Valuation Date	Years To Maturity	Nominal Value	Market Value	Min Trade Price	Max Trade Price	Min Yield	Max Yield
ZM1000006552	25	02/09/2024	02/09/2031	23/09/2026	4	K16,500,625.00	K23,245,362.61	140.87	140.87	13.75	13.75
ZM1000006677	21.5	28/10/2024	28/10/2031	23/09/2026	5	K25,000,000.00	K34,115,503.08	136.42	136.42	13.75	13.75
ZM1000006735	21.5	25/11/2024	25/11/2031	23/09/2026	5	K18,871,962.00	K25,502,626.10	135.05	135.05	13.75	13.75
ZM1000007352	20.2	29/09/2025	29/09/2040	23/09/2026	14	K600,000.00	K796,317.36	132.63	132.63	16.05	16.05
ZM1000007709	17.59	30/03/2026	30/03/2041	23/09/2026	14	K704,000.00	K803,707.84	114.10	114.10	16.55	16.55
ZM1000006669	21.49	28/10/2024	28/10/2029	23/09/2026	3	K200,000.00	K228,075.51	114.04	114.04	19.10	19.10
ZM1000007725	14.25	27/04/2026	27/04/2028	23/09/2026	1	K60,000.00	K64,689.61	107.82	107.82	12.80	12.80
ZM1000007659	17.59	16/02/2026	16/02/2041	23/09/2026	14	K40,000,000.00	K43,696,948.50	107.31	109.19	16.25	16.25
ZM1000003872	14	23/04/2018	23/04/2033	21/09/2026	6	K20,000,000.00	K21,082,778.63	105.41	105.41	14.10	14.10
ZM1000003120	14	05/12/2016	05/12/2031	23/09/2026	5	K6,700,902.00	K7,043,186.37	105.05	105.05	13.75	13.75
ZM1000007303	15.5	29/09/2025	29/09/2027	25/09/2026	1	K1,000.00	K1,104.08	102.76	102.76	12.50	12.50
ZM1000007428	15	24/11/2025	24/11/2027	25/09/2026	1	K30,000.00	K32,303.34	102.58	102.58	12.50	12.50
ZM1000004680	14	25/01/2021	25/01/2036	18/09/2026	9	K878,000.00	K899,526.54	102.45	102.45	13.96	13.96
ZM1000007295	20.2	18/08/2025	18/08/2040	23/09/2026	13	K100,000.00	K101,451.13	101.45	101.45	20.30	20.30
ZM1000003872	14	23/04/2018	23/04/2033	23/04/2018	6	K20,000,000.00	K21,082,778.63	99.55	99.55	14.10	14.10
ZM1000004979	13	20/09/2021	20/09/2031	23/09/2026	4	K12,781,643.00	K12,460,972.76	97.49	97.49	13.75	13.75
ZM1000005570	13	27/12/2022	27/12/2032	18/09/2026	6	K194,000.00	K199,977.62	97.37	103.08	13.00	13.00
ZM1000005091	13	27/12/2021	27/12/2031	23/09/2026	5	K58,615,000.00	K58,495,159.63	96.66	96.66	13.90	13.90
ZM1000004383	14	01/06/2020	01/06/2035	01/06/2020	8	K15,000,000.00	K15,140,685.41	96.57	96.57	14.70	14.70
ZM1000005760	14	29/05/2023	29/05/2038	23/09/2026	11	K120,000.00	K112,788.72	93.99	93.99	16.00	16.00
ZM1000005901	13	21/08/2023	21/08/2033	23/09/2026	6	K55,000.00	K51,429.43	93.51	93.51	14.80	14.80

Disclaimer: This content is prepared from information received by the Commission through third-party reports. The content is indicative and intended for informational purposes only and shall not in any way be deemed to be investment advice, guidance or recommendation of the SEC. Users are responsible for making investment decisions and are advised to obtain independent professional advice before acting on or using this information.