SECURITIES AND EXCHANGE COMMISSION
Protecting Investors in the Capital Markets

GRZ Bonds Secondary Market Trade Summary Report

Date

Tuesday, 22 September 2026

K111.6M
Total Nominal Value

K121.5M
Total Market Value

17
Number of Trades

Consideration and Nominal Value

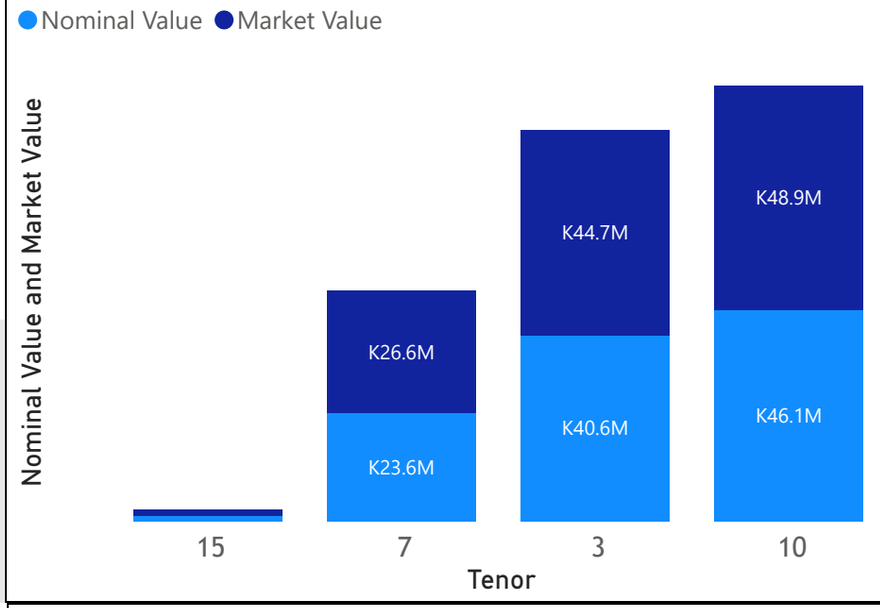

Range of Trade Prices (ZMW)*

Tenor	Min	Max
3	104.19	106.90
7	89.16	113.29
10	92.83	107.28
15	97.74	102.32

Range of Yields Rates*

Tenor	Min	Max
3	12.75	17.50
7	14.50	14.60
10	14.15	17.97
15	14.62	14.62

Market Value YTD

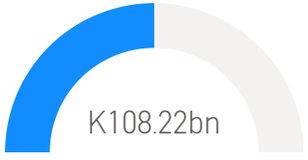

Nominal Value YTD

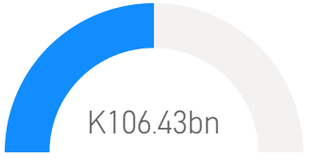

YTD trades

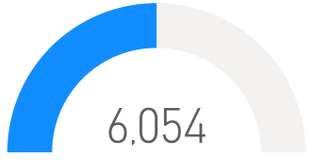

No. of Trades by Tenor

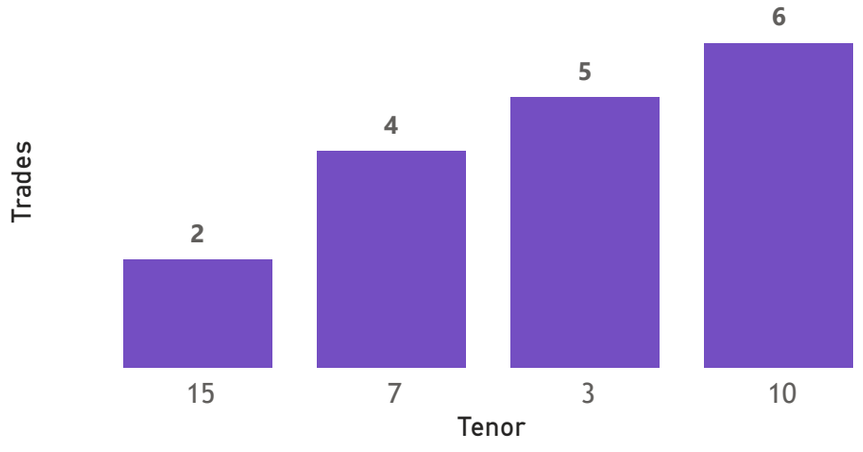

Primary Market August 2026 Auction

Tenor	Cut- Off Yield Rate	Coupon Rates	Range of Successful Yield Rates
2 Years	13.99	13.99	10.0000 - 13.9900
3 Years	14.09	14.09	9.0000 - 14.0900
7 Years	14.79	16.00	7.0000 - 14.7900
10 Years	15.50	16.60	14.5000 - 15.5000
15 Years	16.50	17.59	10.0000 - 16.5000

*Disclaimer: This content is prepared from information received by the Commission through third-party reports. The range of prices by tenor and range of yields by tenor are based on dealer submissions. The content is indicative and intended for informational purposes only and shall not in any way be deemed to be investment advice, guidance or recommendation of the SEC. Users are responsible for making investment decisions and are advised to obtain independent professional advice before acting on or using this information.

SECURITIES AND EXCHANGE COMMISSION
Protecting Investors in the Capital Markets

GRZ Bonds Secondary Market Trade Summary Report

ISIN Code	Coupon Rate	Issue Date	Maturity Date	Trade Date/ Valuation Date	Years To Maturity	Nominal Value	Market Value	Min Trade Price	Max Trade Price	Min Yield	Max Yield
ZM1000007683	16	30/03/2026	30/03/2033	15/09/2026	6	K5,550,000.00	K6,287,690.79	113.29	113.29	14.60	14.60
ZM1000007642	16.6	16/02/2026	16/02/2036	22/09/2026	9	K20,000,000.00	K21,465,019.73	107.28	107.28	15.45	15.45
ZM1000006834	19.95	20/01/2025	20/01/2028	22/09/2026	1	K50,000.00	K53,451.54	106.90	106.90	16.90	16.90
ZM1000007493	16	22/12/2025	22/12/2028	22/12/2025	2	K40,000,000.00	K44,065,110.68	106.13	106.13	12.75	12.75
ZM1000007683	16	30/03/2026	30/03/2033	30/03/2026	6	K5,550,000.00	K6,287,690.79	105.75	105.75	14.60	14.60
ZM1000007642	16.6	16/02/2026	16/02/2036	21/09/2026	9	K20,000,000.00	K21,465,015.96	105.55	105.55	15.00	15.00
ZM1000007139	15.5	23/06/2025	23/06/2028	21/09/2026	1	K409,614.00	K446,428.06	104.87	104.87	13.00	13.00
ZM1000007071	16.5	27/05/2025	27/05/2028	21/09/2026	1	K100,000.00	K110,026.55	104.69	104.69	13.00	13.00
ZM1000006891	19.45	16/02/2025	16/02/2028	22/09/2026	1	K50,000.00	K52,095.93	104.19	104.19	17.50	17.50
ZM1000003351	13	18/12/2017	18/12/2027	17/09/2026	1	K2,076,000.00	K2,035,324.48	98.04	98.04	17.97	17.97
ZM1000005919	14	21/08/2023	21/08/2038	17/09/2026	11	K1,268,000.00	K1,239,305.12	97.74	102.32	14.62	14.62
ZM1000005091	13	27/12/2021	27/12/2031	22/09/2026	5	K4,006,946.00	K3,949,000.94	92.83	95.77	14.15	15.00
ZM1000007576	16.85	26/01/2026	26/01/2033	17/09/2026	6	K12,500,000.00	K14,019,354.28	89.16	112.15	14.50	14.50

Disclaimer: This content is prepared from information received by the Commission through third-party reports. The content is indicative and intended for informational purposes only and shall not in any way be deemed to be investment advice, guidance or recommendation of the SEC. Users are responsible for making investment decisions and are advised to obtain independent professional advice before acting on or using this information.