SECURITIES AND EXCHANGE COMMISSION
Protecting Investors in the Capital Markets

GRZ Bonds Secondary Market Trade Summary Report

Date

Friday, 18 September 2026

K290.9M
Total Nominal Value

K314.3M
Total Market Value

27
Number of Trades

Consideration and Nominal Value

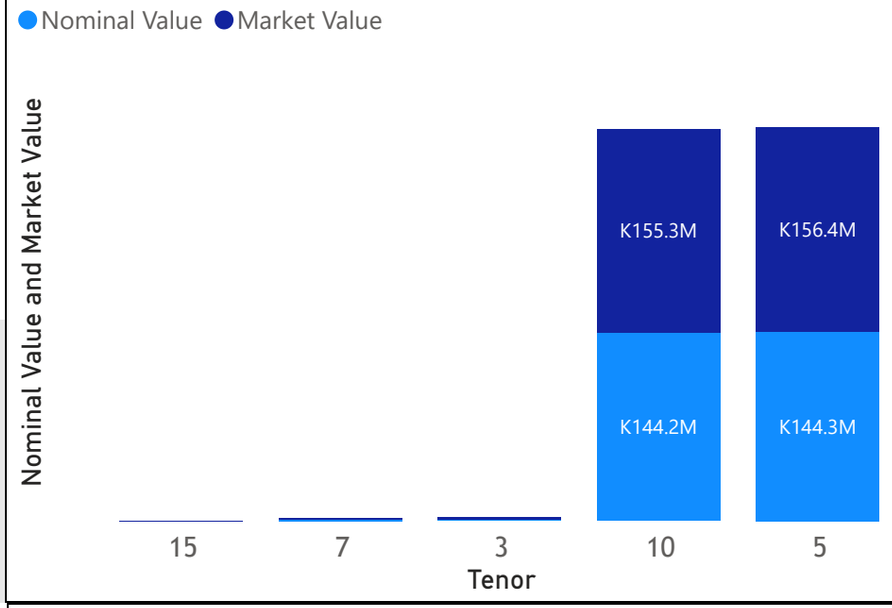

Range of Trade Prices (ZMW)*

Tenor	Min	Max
3	108.97	112.97
5	97.23	112.54
7	100.01	100.01
10	105.31	118.18
15	97.23	97.23

Range of Yields Rates*

Tenor	Min	Max
3	13.25	13.25
5	13.25	15.00
7	18.00	18.00
10	15.00	15.50
15	16.00	16.00

Market Value YTD

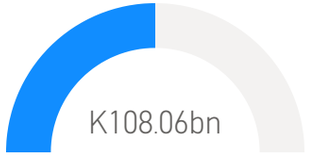

Nominal Value YTD

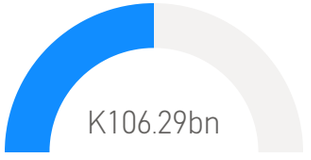

YTD trades



No. of Trades by Tenor

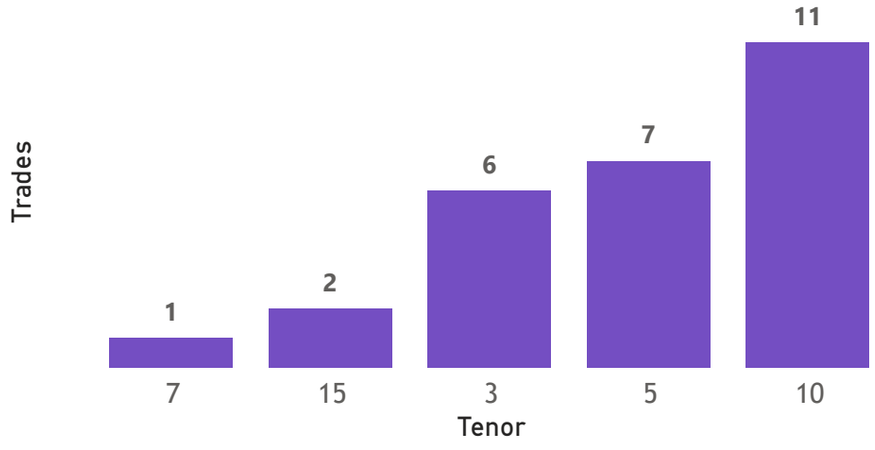

Primary Market August 2026 Auction

Tenor	Cut- Off Yield Rate	Coupon Rates	Range of Successful Yield Rates
2 Years	13.99	13.99	10.0000 - 13.9900
3 Years	14.09	14.09	9.0000 - 14.0900
7 Years	14.79	16.00	7.0000 - 14.7900
10 Years	15.50	16.60	14.5000 - 15.5000
15 Years	16.50	17.59	10.0000 - 16.5000

*Disclaimer: This content is prepared from information received by the Commission through third-party reports. The range of prices by tenor and range of yields by tenor are based on dealer submissions. The content is indicative and intended for informational purposes only and shall not in any way be deemed to be investment advice, guidance or recommendation of the SEC. Users are responsible for making investment decisions and are advised to obtain independent professional advice before acting on or using this information.

SECURITIES AND EXCHANGE COMMISSION
Protecting Investors in the Capital Markets

GRZ Bonds Secondary Market Trade Summary Report

ISIN Code	Coupon Rate	Issue Date	Maturity Date	Trade Date/ Valuation Date	Years To Maturity	Nominal Value	Market Value	Min Trade Price	Max Trade Price	Min Yield	Max Yield
ZM1000007287	19	18/08/2025	18/08/2035	17/09/2026		K18,000.00	K21,563.08	118.18	118.18	15.00	15.00
ZM1000007048	19	28/04/2025	28/04/2035	17/09/2026		K30,000.00	K37,576.07	117.86	117.86	15.00	15.00
ZM1000007105	19	27/05/2025	27/05/2035	17/09/2026		K33,000.00	K40,871.46	117.86	117.86	15.00	15.00
ZM1000007162	19	23/06/2025	23/06/2035	17/09/2026		K82,000.00	K100,465.48	117.86	117.99	15.00	15.00
ZM1000007311	16.25	29/09/2025	29/09/2028	18/09/2026	2	K250,000.00	K282,606.34	112.97	112.97	13.25	13.25
ZM1000006966	19.2	17/03/2025	17/03/2030	03/03/2025		K40,000.00	K45,038.05	112.54	112.54	15.00	15.00
ZM1000006834	19.95	20/01/2025	20/01/2028	18/09/2026	1	K150,000.00	K167,022.72	111.31	111.31	13.25	13.25
ZM1000007014	16.5	28/04/2025	28/04/2028	18/09/2026	1	K150,000.00	K166,672.50	111.09	111.09	13.25	13.25
ZM1000007071	16.5	27/05/2025	27/05/2028	18/09/2026	1	K100,000.00	K110,026.55	109.98	109.98	13.25	13.25
ZM1000006891	19.45	16/02/2025	16/02/2028	18/09/2026	1	K260,000.00	K284,927.39	109.56	109.56	13.25	13.25
ZM1000007139	15.5	23/06/2025	23/06/2028	18/09/2026	1	K409,614.00	K446,428.06	108.97	108.97	13.25	13.25
ZM1000007568	16.1	26/01/2026	26/01/2031	15/09/2026	5	K70,000,000.00	K76,043,595.75	108.63	108.63	14.10	14.10
ZM1000007642	16.6	16/02/2026	16/02/2036	14/09/2026	10	K8,633,000.00	K9,260,959.46	107.27	107.27	15.40	15.40
ZM1000007642	16.6	16/02/2026	16/02/2036	15/09/2026	10	K120,890,000.00	K130,295,741.95	106.81	107.83	15.30	15.50
ZM1000007568	16.1	26/01/2026	26/01/2031	26/01/2026	4	K70,000,000.00	K76,043,595.75	106.30	106.30	14.10	14.10
ZM1000007642	16.6	16/02/2026	16/02/2036	16/02/2026	9	K14,473,000.00	K15,498,606.34	105.31	105.82	15.40	15.50
ZM1000005679	11	04/03/2023	04/03/2028	18/09/2026	1	K3,358,644.00	K3,430,648.68	102.06	102.06	13.25	13.25
ZM1000007683	16	30/03/2026	30/03/2033	18/09/2026	6	K1,000,000.00	K1,000,091.26	100.01	100.01	18.00	18.00
ZM1000006008	11	27/11/2023	27/11/2028	18/09/2026	2	K564,651.00	K561,064.14	99.34	99.34	13.25	13.25
ZM1000005794	11	26/06/2023	26/06/2028	18/09/2026	1	K65,755.00	K65,210.59	99.14	99.14	13.25	13.25
ZM1000004748	14	22/03/2021	22/03/2036	18/09/2026	9	K143,906.00	K140,001.70	97.23	97.23	16.00	16.00
ZM1000005885	11	21/08/2023	24/07/2028	18/09/2026	1	K248,411.00	K241,552.33	97.23	97.23	13.25	13.25

Disclaimer: This content is prepared from information received by the Commission through third-party reports. The content is indicative and intended for informational purposes only and shall not in any way be deemed to be investment advice, guidance or recommendation of the SEC. Users are responsible for making investment decisions and are advised to obtain independent professional advice before acting on or using this information.