SECURITIES AND EXCHANGE COMMISSION
Protecting Investors in the Capital Markets

GRZ Bonds Secondary Market Trade Summary Report

Date

Thursday, 17 September 2026

K160.1M
Total Nominal Value

K164.0M
Total Market Value

24
Number of Trades

Consideration and Nominal Value

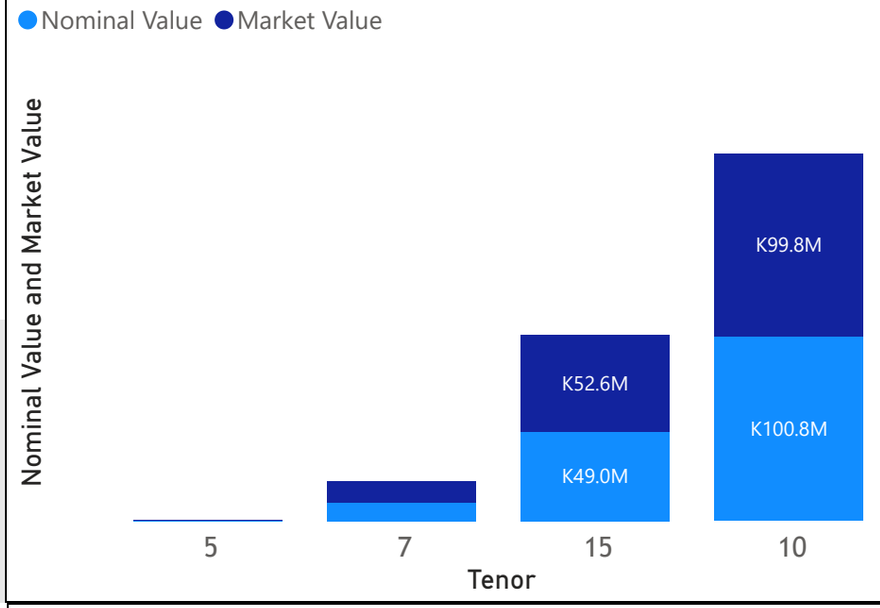

Range of Trade Prices (ZMW)*

Tenor	Min	Max
5	99.45	103.40
7	99.31	113.89
10	96.04	140.92
15	97.39	165.97

Range of Yields Rates*

Tenor	Min	Max
5	11.80	15.00
7	14.45	15.20
10	12.93	16.15
15	13.98	16.50

Market Value YTD

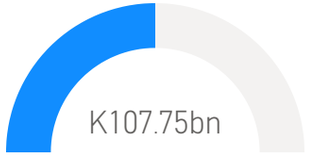

Nominal Value YTD

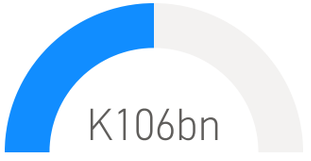

YTD trades

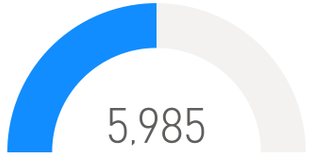

No. of Trades by Tenor

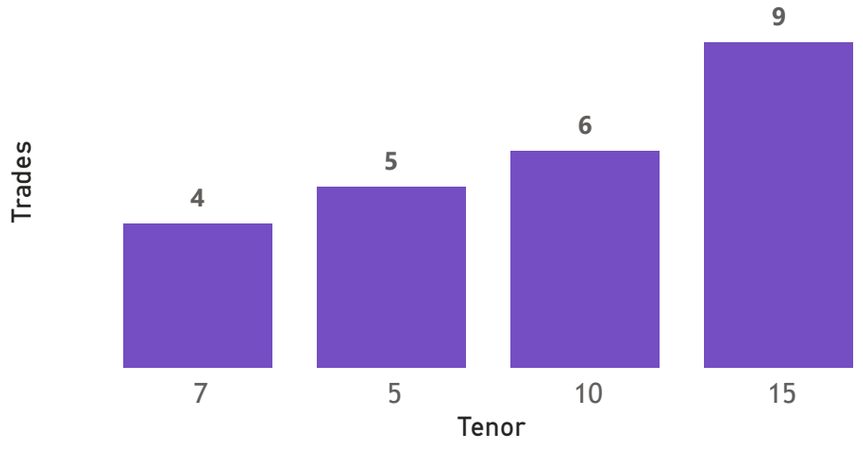

Primary Market August 2026 Auction

Tenor	Cut- Off Yield Rate	Coupon Rates	Range of Successful Yield Rates
2 Years	13.99	13.99	10.0000 - 13.9900
3 Years	14.09	14.09	9.0000 - 14.0900
7 Years	14.79	16.00	7.0000 - 14.7900
10 Years	15.50	16.60	14.5000 - 15.5000
15 Years	16.50	17.59	10.0000 - 16.5000

*Disclaimer: This content is prepared from information received by the Commission through third-party reports. The range of prices by tenor and range of yields by tenor are based on dealer submissions. The content is indicative and intended for informational purposes only and shall not in any way be deemed to be investment advice, guidance or recommendation of the SEC. Users are responsible for making investment decisions and are advised to obtain independent professional advice before acting on or using this information.

SECURITIES AND EXCHANGE COMMISSION
Protecting Investors in the Capital Markets

GRZ Bonds Secondary Market Trade Summary Report

ISIN Code	Coupon Rate	Issue Date	Maturity Date	Trade Date/ Valuation Date	Years To Maturity	Nominal Value	Market Value	Min Trade Price	Max Trade Price	Min Yield	Max Yield
ZM1000006248	26.5	02/04/2024	02/04/2039	17/09/2026	12	K50,000.00	K82,985.58	165.97	165.97	16.30	16.30
ZM1000006115	24.97	22/01/2024	22/01/2034	17/09/2026	7	K200,000.00	K281,945.24	140.92	140.92	16.15	16.15
ZM1000007683	16	30/03/2026	30/03/2033	15/09/2026	6	K5,000,000.00	K5,694,689.52	113.89	113.89	14.45	14.45
ZM1000007659	17.59	16/02/2026	16/02/2041	17/09/2026	14	K651,000.00	K699,323.32	107.42	107.42	16.50	16.50
ZM1000007659	17.59	16/02/2026	16/02/2041	14/09/2026	14	K46,700,000.00	K50,166,511.57	107.42	107.42	16.50	16.50
ZM1000007683	16	30/03/2026	30/03/2033	30/03/2026	6	K5,000,000.00	K5,694,689.52	106.40	106.40	14.45	14.45
ZM1000005190	11	23/03/2022	23/03/2027	17/09/2026	0	K4,000.00	K4,138.20	103.40	103.40	15.00	15.00
ZM1000005810	13	26/06/2023	26/06/2033	14/09/2026	6	K642,000.00	K635,849.73	103.21	109.84	12.93	12.93
ZM1000005463	14	19/09/2022	19/09/2037	14/09/2026	11	K314,000.00	K328,665.24	101.83	104.27	14.50	14.50
ZM1000005075	11	27/12/2021	27/12/2026	17/09/2026	0	K8,000.00	K8,110.18	101.36	101.36	14.75	14.75
ZM1000004680	14	25/01/2021	25/01/2036	14/09/2026	9	K818,000.00	K829,542.95	101.28	102.12	13.98	13.98
ZM1000005885	11	21/08/2023	24/07/2028	17/09/2026	1	K201,000.00	K199,890.67	99.45	99.45	11.80	11.80
ZM1000005208	12	23/03/2022	23/03/2029	17/09/2026	2	K4,000.00	K3,974.28	99.31	99.31	15.20	15.20
ZM1000004854	13	28/06/2021	28/06/2031	15/09/2026	4	K50,000,000.00	K49,464,615.75	98.93	98.93	14.15	14.15
ZM1000005919	14	21/08/2023	21/08/2038	14/09/2026	11	K492,000.00	K478,899.40	97.39	102.79	14.65	14.65
ZM1000004854	13	28/06/2021	28/06/2031	28/06/2021	4	K50,000,000.00	K49,464,615.75	96.04	96.04	14.15	14.15

Disclaimer: This content is prepared from information received by the Commission through third-party reports. The content is indicative and intended for informational purposes only and shall not in any way be deemed to be investment advice, guidance or recommendation of the SEC. Users are responsible for making investment decisions and are advised to obtain independent professional advice before acting on or using this information.