SECURITIES AND EXCHANGE COMMISSION
Protecting Investors in the Capital Markets

GRZ Bonds Secondary Market Trade Summary Report

Date

Wednesday, 16 September 2026

K83.8M
Total Nominal Value

K89.6M
Total Market Value

10
Number of Trades

Consideration and Nominal Value

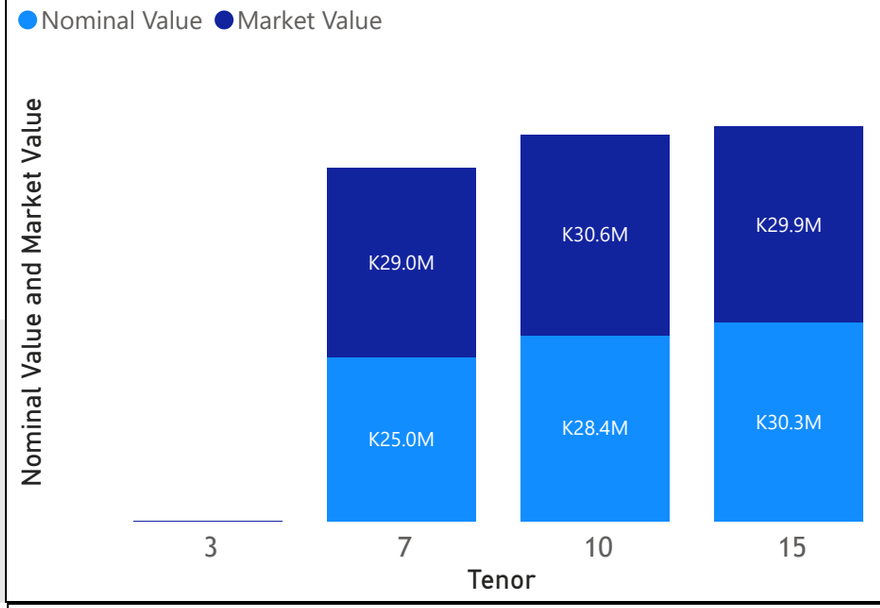

Range of Trade Prices (ZMW)*

Tenor	Min	Max
3	106.50	106.50
7	110.57	110.57
10	97.85	107.74
15	94.47	150.25

Range of Yields Rates*

Tenor	Min	Max
3	14.35	14.35
7	14.35	14.35
10	15.30	17.89
15	15.15	17.00

Market Value YTD

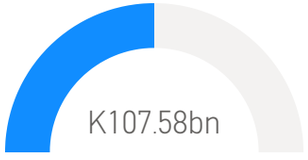

Nominal Value YTD

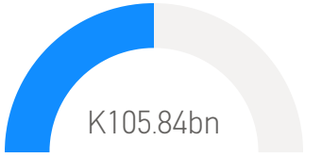

YTD trades



No. of Trades by Tenor

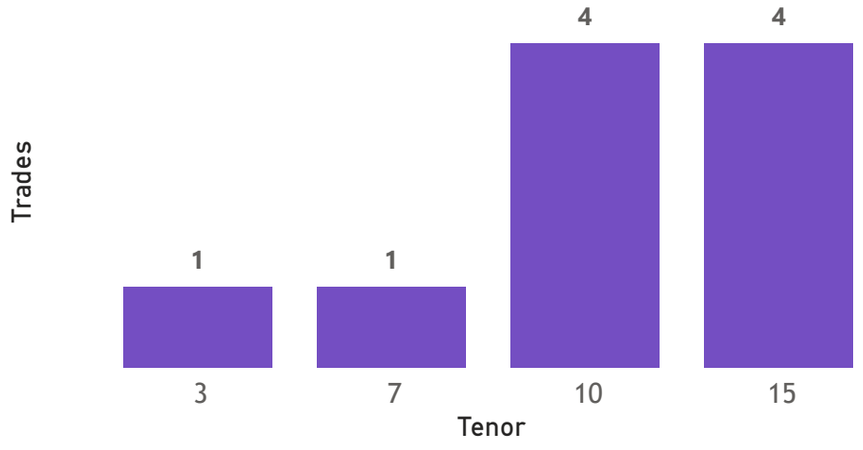

Primary Market August 2026 Auction

Tenor	Cut- Off Yield Rate	Coupon Rates	Range of Successful Yield Rates
2 Years	13.99	13.99	10.0000 - 13.9900
3 Years	14.09	14.09	9.0000 - 14.0900
7 Years	14.79	16.00	7.0000 - 14.7900
10 Years	15.50	16.60	14.5000 - 15.5000
15 Years	16.50	17.59	10.0000 - 16.5000

*Disclaimer: This content is prepared from information received by the Commission through third-party reports. The range of prices by tenor and range of yields by tenor are based on dealer submissions. The content is indicative and intended for informational purposes only and shall not in any way be deemed to be investment advice, guidance or recommendation of the SEC. Users are responsible for making investment decisions and are advised to obtain independent professional advice before acting on or using this information.

SECURITIES AND EXCHANGE COMMISSION
Protecting Investors in the Capital Markets

GRZ Bonds Secondary Market Trade Summary Report

ISIN Code	Coupon Rate	Issue Date	Maturity Date	Trade Date/ Valuation Date	Years To Maturity	Nominal Value	Market Value	Min Trade Price	Max Trade Price	Min Yield	Max Yield
ZM1000006180	26.5	19/02/2024	19/02/2039	18/09/2026	12	K25,000.00	K38,106.42	150.25	150.25	16.75	16.75
ZM1000007709	17.59	30/03/2026	30/03/2041	16/09/2026	14	K70,000.00	K77,918.40	111.31	111.31	17.00	17.00
ZM1000007451	17	24/11/2025	24/11/2032	14/09/2026	6	K25,000,000.00	K28,980,966.10	110.57	110.57	14.35	14.35
ZM1000007642	16.6	16/02/2026	16/02/2036	09/11/2026	9	K28,330,000.00	K30,523,496.43	107.74	107.74	15.30	15.30
ZM1000006834	19.95	20/01/2025	20/01/2028	21/09/2026	1	K25,000.00	K27,484.69	106.50	106.50	14.35	14.35
ZM1000003351	13	18/12/2017	18/12/2027	09/11/2026	1	K52,000.00	K50,880.53	97.85	97.85	17.89	17.89
ZM1000003351	13	18/12/2017	18/12/2027	11/09/2026	1	K52,000.00	K50,880.53	97.85	97.85	17.89	17.89
ZM1000004383	14	01/06/2020	01/06/2035	18/09/2026	8	K15,120,292.00	K14,916,912.26	94.47	94.47	15.15	15.15
ZM1000004383	14	01/06/2020	01/06/2035	16/09/2026	8	K15,120,292.00	K14,916,912.26	94.47	94.47	15.15	15.15

Disclaimer: This content is prepared from information received by the Commission through third-party reports. The content is indicative and intended for informational purposes only and shall not in any way be deemed to be investment advice, guidance or recommendation of the SEC. Users are responsible for making investment decisions and are advised to obtain independent professional advice before acting on or using this information.