SECURITIES AND EXCHANGE COMMISSION
Protecting Investors in the Capital Markets

GRZ Bonds Secondary Market Trade Summary Report

Date

Tuesday, 15 September 2026

K210.6M
Total Nominal Value

K239.9M
Total Market Value

23
Number of Trades

Consideration and Nominal Value

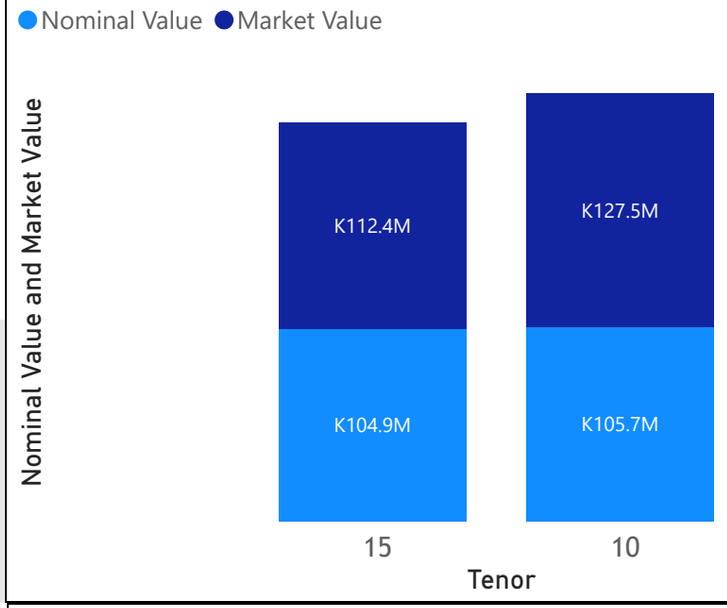

Range of Trade Prices (ZMW)*

Tenor	Min	Max
10	100.84	138.12
15	96.19	157.74

Range of Yields Rates*

Tenor	Min	Max
10	13.16	15.40
15	13.70	18.26

Market Value YTD

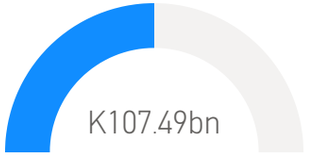

Nominal Value YTD

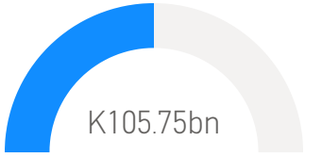

YTD trades

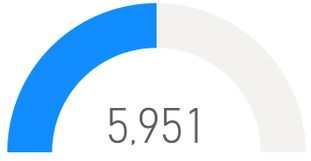

No. of Trades by Tenor

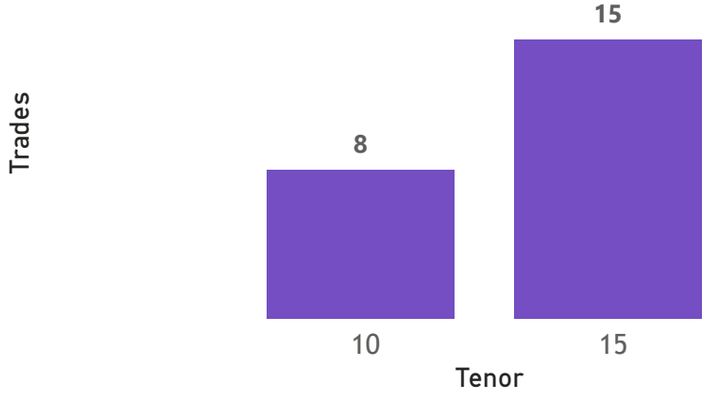

Primary Market August 2026 Auction

Tenor	Cut- Off Yield Rate	Coupon Rates	Range of Successful Yield Rates
2 Years	13.99	13.99	10.0000 - 13.9900
3 Years	14.09	14.09	9.0000 - 14.0900
7 Years	14.79	16.00	7.0000 - 14.7900
10 Years	15.50	16.60	14.5000 - 15.5000
15 Years	16.50	17.59	10.0000 - 16.5000

*Disclaimer: This content is prepared from information received by the Commission through third-party reports. The range of prices by tenor and range of yields by tenor are based on dealer submissions. The content is indicative and intended for informational purposes only and shall not in any way be deemed to be investment advice, guidance or recommendation of the SEC. Users are responsible for making investment decisions and are advised to obtain independent professional advice before acting on or using this information.

SECURITIES AND EXCHANGE COMMISSION
Protecting Investors in the Capital Markets

GRZ Bonds Secondary Market Trade Summary Report

ISIN Code	Coupon Rate	Issue Date	Maturity Date	Trade Date/ Valuation Date	Years To Maturity	Nominal Value	Market Value	Min Trade Price	Max Trade Price	Min Yield	Max Yield
ZM1000006818	23.5	23/12/2024	23/12/2039	15/09/2026	13	K633,880.00	K1,000,000.88	157.74	157.74	14.50	14.50
ZM1000006925	22.49	16/02/2025	16/02/2035	15/09/2026	8	K42,178,000.00	K59,008,150.98	138.12	138.12	14.50	14.50
ZM1000007105	19	27/05/2025	27/05/2035	15/09/2026	8	K9,500,000.00	K12,117,210.31	121.77	121.77	14.50	14.50
ZM1000007170	20	23/06/2025	23/06/2040	14/09/2026	13	K4,556,000.00	K5,534,812.85	121.48	121.48	16.80	16.80
ZM1000007170	20	23/06/2025	23/06/2040	23/06/2025	13	K4,556,000.00	K5,534,812.85	116.88	116.88	16.80	16.80
ZM1000007170	20	23/06/2025	23/06/2040	15/09/2026	13	K100,000.00	K113,170.54	113.17	113.17	18.26	18.26
ZM1000007642	16.6	16/02/2026	16/02/2036	09/10/2026	9	K6,500,000.00	K6,967,140.93	107.19	107.19	15.40	15.40
ZM1000007642	16.6	16/02/2026	16/02/2036	16/02/2026	9	K6,500,000.00	K6,967,140.93	105.82	105.82	15.40	15.40
ZM1000005216	13	23/03/2022	23/03/2032	09/10/2026	5	K10,514,096.00	K11,107,594.97	105.64	105.64	13.16	13.16
ZM1000007659	17.59	16/02/2026	16/02/2041	14/09/2026	14	K46,700,000.00	K49,332,457.25	105.64	105.64	16.80	16.80
ZM1000005463	14	19/09/2022	19/09/2037	09/10/2026	11	K190,000.00	K199,375.00	104.93	104.93	14.36	14.36
ZM1000007659	17.59	16/02/2026	16/02/2041	16/02/2026	14	K46,700,000.00	K49,332,457.25	104.19	104.19	16.80	16.80
ZM1000001751	14	20/02/2012	16/02/2027	15/09/2026	0	K100,000.00	K101,900.96	101.84	101.84	13.70	13.70
ZM1000005216	13	23/03/2022	23/03/2032	10/09/2026	5	K10,514,096.00	K11,107,594.97	101.83	101.83	13.16	13.16
ZM1000005463	14	19/09/2022	19/09/2037	10/09/2026	11	K190,000.00	K199,375.00	101.83	101.83	14.36	14.36
ZM1000004979	13	20/09/2021	20/09/2031	15/09/2026	5	K20,000,000.00	K20,178,396.11	100.84	100.89	14.60	15.00
ZM1000005919	14	21/08/2023	21/08/2038	10/09/2026	11	K461,000.00	K449,350.09	97.47	97.47	14.62	14.62
ZM1000005919	14	21/08/2023	21/08/2038	09/10/2026	11	K461,000.00	K449,350.09	97.47	97.47	14.62	14.62
ZM1000005760	14	29/05/2023	29/05/2038	15/09/2026	11	K207,814.00	K200,000.58	96.19	96.19	15.50	15.50

Disclaimer: This content is prepared from information received by the Commission through third-party reports. The content is indicative and intended for informational purposes only and shall not in any way be deemed to be investment advice, guidance or recommendation of the SEC. Users are responsible for making investment decisions and are advised to obtain independent professional advice before acting on or using this information.