SECURITIES AND EXCHANGE COMMISSION

Protecting Investors in the Capital Markets

GRZ Bonds Secondary Market Trade Summary Report

Date

Monday, 14 September 2026

K384.1M

Total Nominal Value

K462.2M

Total Market Value

51

Number of Trades

Consideration and Nominal Value

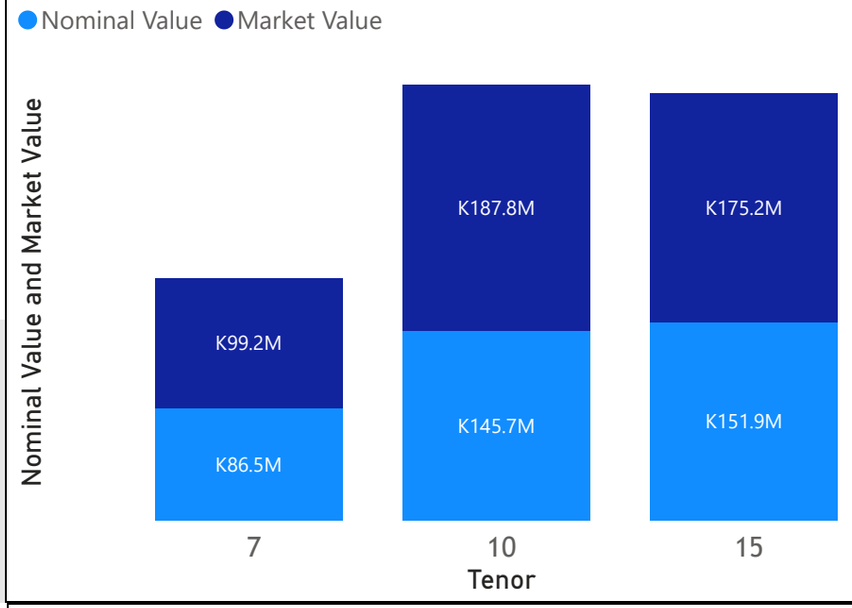

Range of Trade Prices (ZMW)*

Tenor	Min	Max
7	99.62	115.84
10	95.98	138.67
15	86.06	158.94

Range of Yields Rates*

Tenor	Min	Max
7	14.10	14.60
10	12.70	15.45
15	14.62	17.43

Market Value YTD

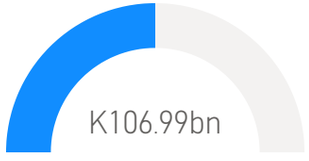

Nominal Value YTD

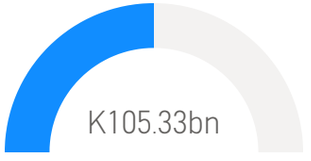

YTD trades



No. of Trades by Tenor

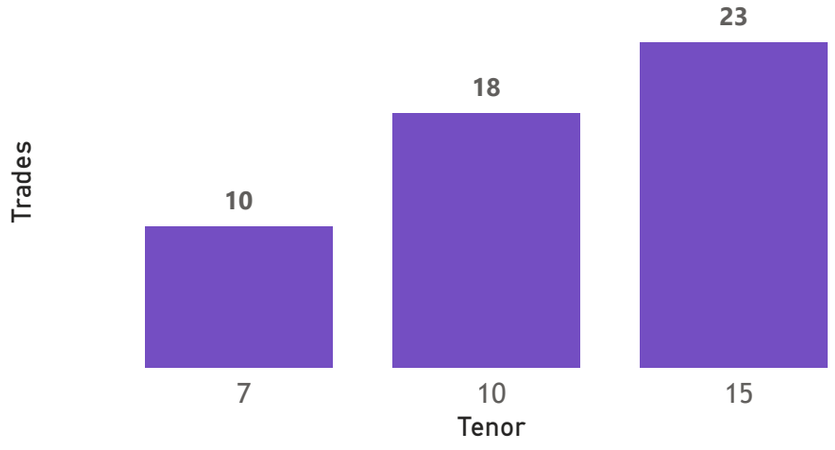

Primary Market August 2026 Auction

Tenor	Cut- Off Yield Rate	Coupon Rates	Range of Successful Yield Rates
2 Years	13.99	13.99	10.0000 - 13.9900
3 Years	14.09	14.09	9.0000 - 14.0900
7 Years	14.79	16.00	7.0000 - 14.7900
10 Years	15.50	16.60	14.5000 - 15.5000
15 Years	16.50	17.59	10.0000 - 16.5000

*Disclaimer: This content is prepared from information received by the Commission through third-party reports. The range of prices by tenor and range of yields by tenor are based on dealer submissions. The content is indicative and intended for informational purposes only and shall not in any way be deemed to be investment advice, guidance or recommendation of the SEC. Users are responsible for making investment decisions and are advised to obtain independent professional advice before acting on or using this information.

SECURITIES AND EXCHANGE COMMISSION
Protecting Investors in the Capital Markets

GRZ Bonds Secondary Market Trade Summary Report

ISIN Code	Coupon Rate	Issue Date	Maturity Date	Trade Date/ Valuation Date	Years To Maturity	Nominal Value	Market Value	Min Trade Price	Max Trade Price	Min Yield	Max Yield
ZM1000006248	26.5	02/04/2024	02/04/2039	14/09/2026	12	K200,000.00	K317,956.72	158.94	158.94	17.25	17.25
ZM1000006990	21.8	17/03/2025	17/03/2040	09/09/2026	13	K13,100,000.00	K18,272,431.64	139.48	139.48	16.45	16.45
ZM1000006982	21.48	17/03/2025	17/03/2035	09/09/2026	8	K12,730,000.00	K17,653,127.13	138.67	138.67	15.45	15.45
ZM1000006925	22.49	16/02/2025	16/02/2035	09/10/2026	8	K29,000,000.00	K39,348,667.48	135.69	135.69	15.20	15.20
ZM1000006925	22.49	16/02/2025	16/02/2035	11/09/2026	8	K42,178,345.00	K57,437,245.18	134.25	134.54	15.10	15.15
ZM1000006990	21.8	17/03/2025	17/03/2040	17/03/2025	13	K13,100,000.00	K18,272,431.64	128.67	128.67	16.45	16.45
ZM1000006982	21.48	17/03/2025	17/03/2035	17/03/2025	8	K12,730,000.00	K17,653,127.13	128.02	128.02	14.45	14.45
ZM1000007105	19	27/05/2025	27/05/2035	09/10/2026	8	K9,500,000.00	K11,747,151.60	123.65	123.65	15.20	15.20
ZM1000007535	18.99	22/12/2025	22/12/2040	14/09/2026	14	K131,808.00	K159,409.16	120.93	120.93	16.00	16.00
ZM1000007105	19	27/05/2025	27/05/2035	11/09/2026	8	K9,500,000.00	K11,798,309.10	118.47	118.47	15.10	15.10
ZM1000007451	17	24/11/2025	24/11/2032	14/09/2026	6	K50,000,000.00	K57,843,463.36	115.37	115.84	14.35	14.45
ZM1000007683	16	30/03/2026	30/03/2033	09/08/2026	6	K5,000,000.00	K5,714,258.84	114.29	114.29	14.30	14.30
ZM1000007683	16	30/03/2026	30/03/2033	09/09/2026	6	K26,336,000.00	K29,790,462.46	113.12	113.12	14.60	14.60
ZM1000007592	18.79	26/01/2026	26/01/2041	14/09/2026	14	K44,053,398.00	K51,512,064.45	109.44	116.89	16.17	17.00
ZM1000007659	17.59	16/02/2026	16/02/2041	09/09/2026	14	K29,044,000.00	K31,259,232.84	107.63	107.63	16.44	16.44
ZM1000007642	16.6	16/02/2026	16/02/2036	09/09/2026	9	K29,096,000.00	K31,248,814.24	107.40	107.40	15.35	15.35
ZM1000007683	16	30/03/2026	30/03/2033	30/03/2026	6	K5,000,000.00	K5,714,258.84	107.05	107.05	14.30	14.30
ZM1000007659	17.59	16/02/2026	16/02/2041	14/09/2026	14	K46,708,000.00	K50,175,094.21	105.89	107.38	16.50	16.50
ZM1000004854	13	28/06/2021	28/06/2031	09/09/2026	4	K578,000.00	K599,851.20	103.78	103.78	12.70	12.70
ZM1000005034	12	29/11/2021	29/11/2028	14/09/2026	2	K159,950.00	K159,409.46	99.62	99.62	14.10	14.10
ZM1000005695	13	04/03/2023	04/03/2033	14/09/2026	6	K20,000.00	K19,708.16	98.44	98.44	14.80	14.80
ZM1000004672	13	25/01/2021	25/01/2031	14/09/2026	4	K300,472.00	K300,000.00	98.03	98.03	13.60	13.60
ZM1000005919	14	21/08/2023	21/08/2038	09/09/2026	11	K3,420,000.00	K3,319,010.74	96.52	97.44	14.62	14.79

Disclaimer: This content is prepared from information received by the Commission through third-party reports. The content is indicative and intended for informational purposes only and shall not in any way be deemed to be investment advice, guidance or recommendation of the SEC. Users are responsible for making investment decisions and are advised to obtain independent professional advice before acting on or using this information.