SECURITIES AND EXCHANGE COMMISSION

Protecting Investors in the Capital Markets

GRZ Bonds Secondary Market Trade Summary Report

Date

Friday, 11 September 2026

K399.0M

Total Nominal Value

K422.4M

Total Market Value

39

Number of Trades

Consideration and Nominal Value

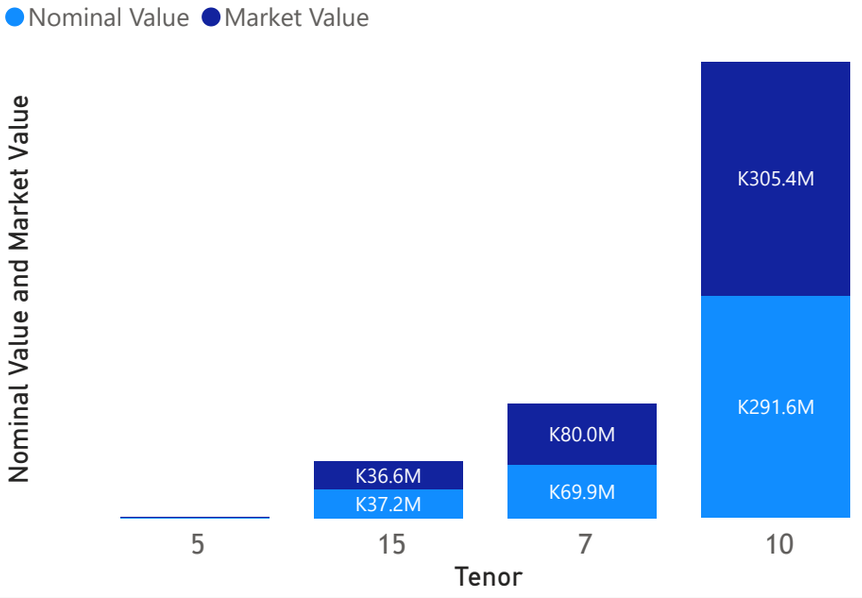

Range of Trade Prices (ZMW)*

Tenor	Min	Max
5	98.26	98.26
7	106.18	130.68
10	93.80	108.41
15	83.63	150.75

Range of Yields Rates*

Tenor	Min	Max
5	13.70	13.70
7	14.00	14.50
10	14.45	15.45
15	14.10	21.10

Market Value YTD

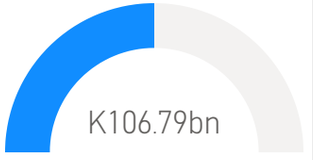

Nominal Value YTD

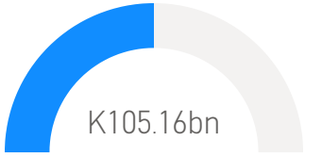

YTD trades



No. of Trades by Tenor

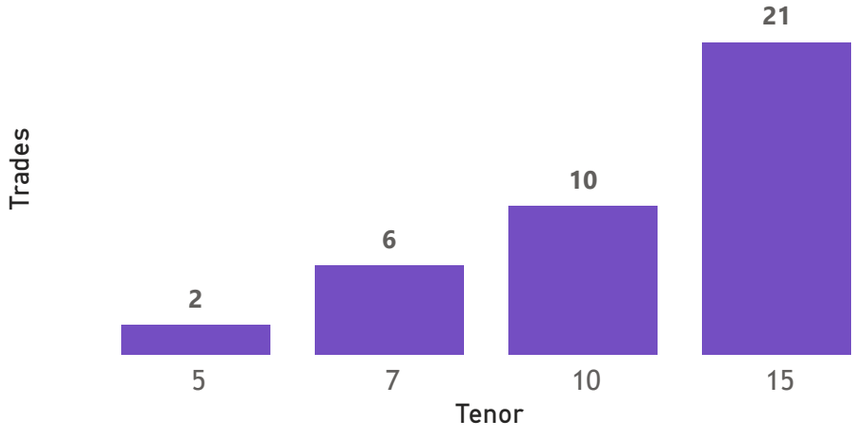

Primary Market August 2026 Auction

Tenor	Cut- Off Yield Rate	Coupon Rates	Range of Successful Yield Rates
2 Years	13.99	13.99	10.0000 - 13.9900
3 Years	14.09	14.09	9.0000 - 14.0900
7 Years	14.79	16.00	7.0000 - 14.7900
10 Years	15.50	16.60	14.5000 - 15.5000
15 Years	16.50	17.59	10.0000 - 16.5000

*Disclaimer: This content is prepared from information received by the Commission through third-party reports. The range of prices by tenor and range of yields by tenor are based on dealer submissions. The content is indicative and intended for informational purposes only and shall not in any way be deemed to be investment advice, guidance or recommendation of the SEC. Users are responsible for making investment decisions and are advised to obtain independent professional advice before acting on or using this information.

SECURITIES AND EXCHANGE COMMISSION
Protecting Investors in the Capital Markets

GRZ Bonds Secondary Market Trade Summary Report

ISIN Code	Coupon Rate	Issue Date	Maturity Date	Trade Date/ Valuation Date	Years To Maturity	Nominal Value	Market Value	Min Trade Price	Max Trade Price	Min Yield	Max Yield
ZM1000006362	26.5	27/05/2024	27/05/2039	11/09/2026	12	K6,000.00	K9,511.32	150.75	150.75	16.72	16.72
ZM1000006180	26.5	19/02/2024	19/02/2039	11/09/2026	12	K35,000.00	K53,255.01	150.49	150.49	16.72	16.72
ZM1000006636	27.75	01/10/2024	01/10/2039	11/09/2026	13	K40,000.00	K56,678.73	141.70	141.70	21.10	21.10
ZM1000006859	21.5	20/01/2025	20/01/2032	09/09/2026	5	K3,436,000.00	K4,490,247.88	130.68	130.68	14.00	14.00
ZM1000007337	18.5	29/09/2025	29/09/2032	09/11/2026	6	K795,814.00	K1,000,000.28	125.58	125.58	14.20	14.20
ZM1000006693	23.49	28/10/2024	28/10/2039	11/09/2026	13	K40,000.00	K48,440.66	121.10	121.10	20.70	20.70
ZM1000007535	18.99	22/12/2025	22/12/2040	11/09/2026	14	K499,000.00	K587,038.16	113.43	113.43	16.50	16.50
ZM1000007659	17.59	16/02/2026	16/02/2041	09/11/2026	14	K3,640,214.00	K4,000,004.08	109.84	109.84	16.05	16.05
ZM1000007584	17.19	26/01/2026	26/01/2036	09/09/2026	9	K30,000,000.00	K33,186,872.05	108.41	108.41	15.45	15.45
ZM1000007584	17.19	26/01/2026	26/01/2036	26/01/2026	9	K30,000,000.00	K33,186,872.05	108.41	108.41	15.45	15.45
ZM1000007642	16.6	16/02/2026	16/02/2036	16/02/2026	9	K500,000.00	K546,744.33	108.17	108.17	14.95	14.95
ZM1000007683	16	30/03/2026	30/03/2033	30/03/2026	6	K57,812,000.00	K65,673,148.14	106.18	106.40	14.45	14.50
ZM1000007683	16	30/03/2026	30/03/2033	09/09/2026	6	K7,812,000.00	K8,856,709.78	106.18	106.18	14.50	14.50
ZM1000007642	16.6	16/02/2026	16/02/2036	11/09/2026	9	K130,300,000.00	K141,135,980.17	105.96	108.17	14.95	15.38
ZM1000004680	14	25/01/2021	25/01/2036	08/09/2026	9	K1,382,000.00	K1,399,696.44	99.44	101.28	14.10	14.10
ZM1000006008	11	27/11/2023	27/11/2028	09/11/2026	2	K407,024.00	K400,001.88	98.26	98.26	13.70	13.70
ZM1000005919	14	21/08/2023	21/08/2038	08/09/2026	11	K1,554,000.00	K1,498,158.26	95.60	103.73	14.79	14.79
ZM1000004672	13	25/01/2021	25/01/2031	11/09/2026	4	K825,000.00	K793,348.79	94.45	94.45	14.75	14.75
ZM1000005810	13	26/06/2023	26/06/2033	09/09/2026	6	K50,000,000.00	K48,269,832.88	93.80	93.80	14.45	14.45
ZM1000005810	13	26/06/2023	26/06/2033	26/03/2023	6	K50,000,000.00	K48,269,832.88	93.80	93.80	14.45	14.45
ZM1000004383	14	01/06/2020	01/06/2035	27/07/2020	8	K12,718,000.00	K12,420,090.09	93.78	93.78	15.30	15.30
ZM1000004383	14	01/06/2020	01/06/2035	09/09/2026	8	K12,718,000.00	K12,420,090.09	93.78	93.78	15.30	15.30
ZM1000005372	14	25/07/2022	25/07/2037	11/09/2026	10	K850,000.00	K786,874.72	90.73	90.73	15.80	15.80

Disclaimer: This content is prepared from information received by the Commission through third-party reports. The content is indicative and intended for informational purposes only and shall not in any way be deemed to be investment advice, guidance or recommendation of the SEC. Users are responsible for making investment decisions and are advised to obtain independent professional advice before acting on or using this information.