SECURITIES AND EXCHANGE COMMISSION
Protecting Investors in the Capital Markets

GRZ Bonds Secondary Market Trade Summary Report

Date

Thursday, 10 September 2026

K385.7M
Total Nominal Value

K426.5M
Total Market Value

36
Number of Trades

Consideration and Nominal Value

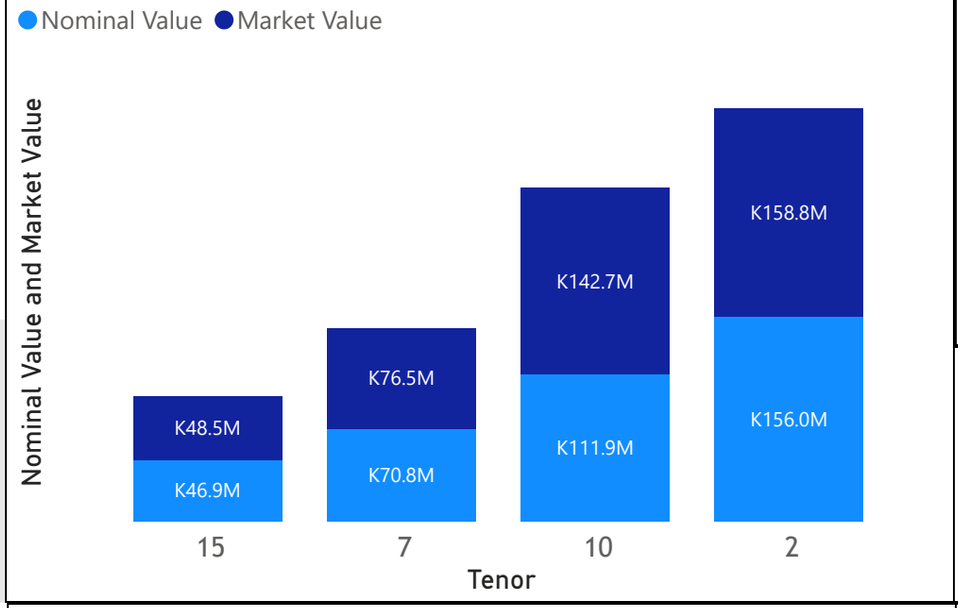

Range of Trade Prices (ZMW)*

Tenor	Min	Max
2	101.05	101.87
7	106.71	142.64
10	91.04	134.54
15	71.18	140.49

Range of Yields Rates*

Tenor	Min	Max
2	13.25	13.35
7	13.25	14.44
10	12.57	16.00
15	14.30	16.85

Market Value YTD

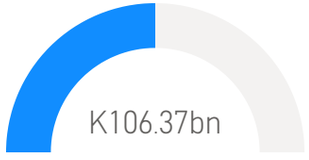

Nominal Value YTD

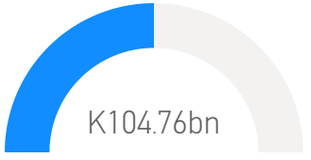

YTD trades

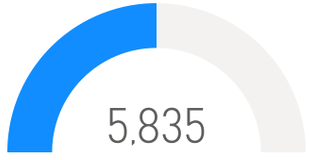

No. of Trades by Tenor

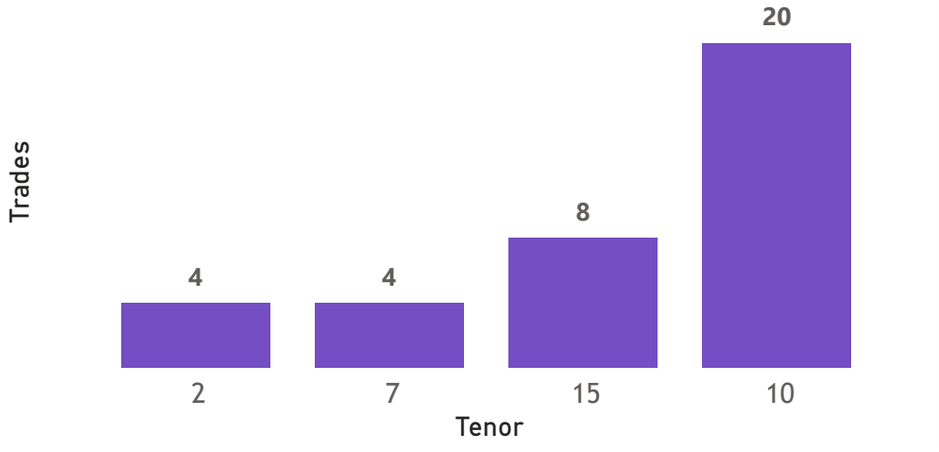

Primary Market August 2026 Auction

Tenor	Cut- Off Yield Rate	Coupon Rates	Range of Successful Yield Rates
2 Years	13.99	13.99	10.0000 - 13.9900
3 Years	14.09	14.09	9.0000 - 14.0900
7 Years	14.79	16.00	7.0000 - 14.7900
10 Years	15.50	16.60	14.5000 - 15.5000
15 Years	16.50	17.59	10.0000 - 16.5000

*Disclaimer: This content is prepared from information received by the Commission through third-party reports. The range of prices by tenor and range of yields by tenor are based on dealer submissions. The content is indicative and intended for informational purposes only and shall not in any way be deemed to be investment advice, guidance or recommendation of the SEC. Users are responsible for making investment decisions and are advised to obtain independent professional advice before acting on or using this information.

SECURITIES AND EXCHANGE COMMISSION
Protecting Investors in the Capital Markets

GRZ Bonds Secondary Market Trade Summary Report

ISIN Code	Coupon Rate	Issue Date	Maturity Date	Trade Date/ Valuation Date	Years To Maturity	Nominal Value	Market Value	Min Trade Price	Max Trade Price	Min Yield	Max Yield
ZM1000006552	25	02/09/2024	02/09/2031	09/10/2026	5	K841,196.00	K1,199,999.00	142.64	142.64	13.25	13.25
ZM1000006925	22.49	16/02/2025	16/02/2035	10/09/2026	8	K71,178,345.00	K96,785,912.66	133.96	134.54	15.10	15.20
ZM1000007105	19	27/05/2025	27/05/2035	10/09/2026	8	K19,000,000.00	K23,545,460.70	117.93	118.47	15.10	15.20
ZM1000005810	13	26/06/2023	26/06/2033	07/09/2026	6	K220,000.00	K200,287.23	109.84	109.84	15.85	15.85
ZM1000007642	16.6	16/02/2026	16/02/2036	10/09/2026		K1,101,939.00	K1,202,056.05	107.90	107.90	15.00	15.00
ZM1000007659	17.59	16/02/2026	16/02/2041	08/09/2026	15	K20,288,000.00	K21,873,688.68	107.82	107.82	16.38	16.38
ZM1000007634	16	16/02/2026	16/02/2033	08/09/2026	7	K35,000,000.00	K37,611,731.64	107.46	107.46	14.44	14.44
ZM1000007634	16	16/02/2026	16/02/2033	09/08/2026	7	K35,000,000.00	K37,731,991.64	106.71	106.71	14.36	14.36
ZM1000004979	13	20/09/2021	20/09/2031	09/10/2026	5	K571,952.00	K600,000.10	104.85	104.85	13.40	13.40
ZM1000003997	13	17/12/2018	17/12/2028	09/10/2026	2	K7,374,864.00	K7,600,003.66	103.05	103.05	12.96	12.96
ZM1000005919	14	21/08/2023	21/08/2038	07/09/2026	11	K678,000.00	K659,589.74	102.79	102.79	14.62	14.62
ZM1000007840	13.99	21/08/2026	21/08/2028	08/09/2026	2	K78,000,000.00	K79,375,077.45	101.70	101.87	13.25	13.35
ZM1000007840	13.99	21/08/2026	21/08/2028	24/08/2026	1	K78,000,000.00	K79,375,077.45	101.05	101.22	13.25	13.35
ZM1000005901	13	21/08/2023	21/08/2033	07/09/2026	7	K1,992,000.00	K1,999,508.42	100.38	100.38	13.07	13.07
ZM1000005901	13	21/08/2023	21/08/2033	02/08/2024	6	K1,992,000.00	K1,999,508.42	99.62	99.62	13.07	13.07
ZM1000003187	14	27/02/2017	27/02/2032	08/09/2026	6	K25,000,000.00	K24,851,321.58	99.41	99.41	14.30	14.30
ZM1000005570	13	27/12/2022	27/12/2032	07/09/2026	6	K3,894,000.00	K3,999,306.72	97.37	102.70	12.98	12.98
ZM1000005919	14	21/08/2023	21/08/2038	07/09/2026	12	K678,000.00	K659,589.74	97.28	97.28	14.62	14.62
ZM1000004979	13	20/09/2021	20/09/2031	07/09/2026	5	K3,712,000.00	K3,999,834.42	92.80	107.75	12.57	12.57
ZM1000005091	13	27/12/2021	27/12/2031	09/10/2026	5	K621,290.00	K573,510.30	92.25	92.25	16.00	16.00
ZM1000005810	13	26/06/2023	26/06/2033	07/09/2026	7	K220,000.00	K200,287.23	91.04	91.04	15.85	15.85
ZM1000006750	23.29	25/11/2024	25/11/2039	07/09/2026	13	K300,000.00	K421,456.76	71.18	140.49	16.85	16.85

Disclaimer: This content is prepared from information received by the Commission through third-party reports. The content is indicative and intended for informational purposes only and shall not in any way be deemed to be investment advice, guidance or recommendation of the SEC. Users are responsible for making investment decisions and are advised to obtain independent professional advice before acting on or using this information.