SECURITIES AND EXCHANGE COMMISSION

Protecting Investors in the Capital Markets

GRZ Bonds Secondary Market Trade Summary Report

Date

Wednesday, 9 September 2026

K273.5M
Total Nominal Value

K282.2M
Total Market Value

37
Number of Trades

Consideration and Nominal Value

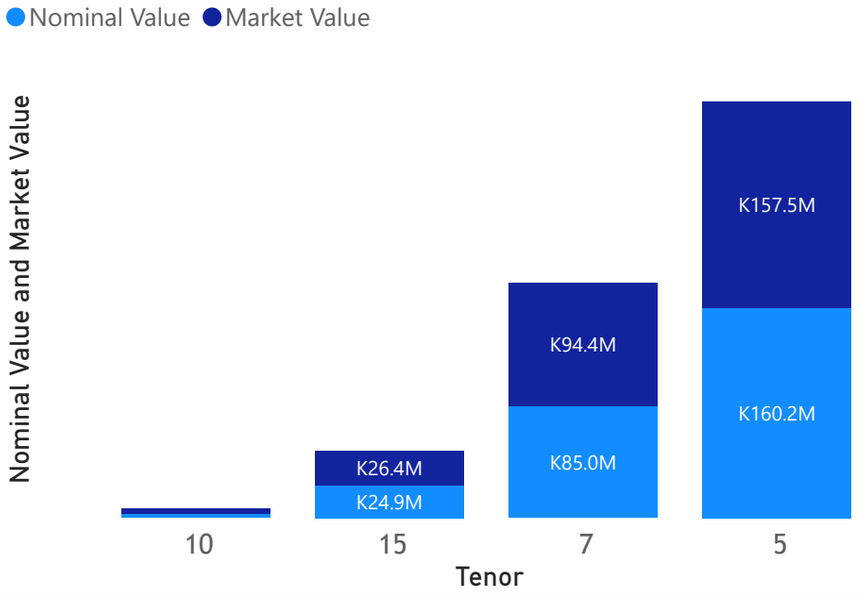

Range of Trade Prices (ZMW)*

Tenor	Min	Max
5	96.08	98.34
10	95.06	117.13
15	84.18	161.52

Range of Yields Rates*

Tenor	Min	Max
5	13.00	13.50
7	14.44	14.45
10	14.50	15.40
15	16.00	17.25

Market Value YTD

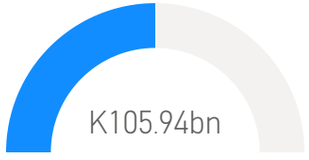

Nominal Value YTD

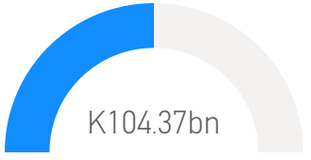

YTD trades



No. of Trades by Tenor

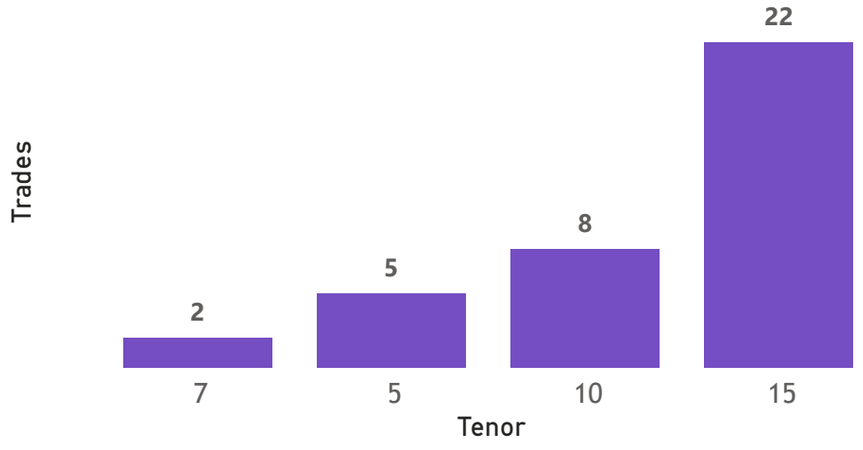

Primary Market August 2026 Auction

Tenor	Cut- Off Yield Rate	Coupon Rates	Range of Successful Yield Rates
2 Years	13.99	13.99	10.0000 - 13.9900
3 Years	14.09	14.09	9.0000 - 14.0900
7 Years	14.79	16.00	7.0000 - 14.7900
10 Years	15.50	16.60	14.5000 - 15.5000
15 Years	16.50	17.59	10.0000 - 16.5000

*Disclaimer: This content is prepared from information received by the Commission through third-party reports. The range of prices by tenor and range of yields by tenor are based on dealer submissions. The content is indicative and intended for informational purposes only and shall not in any way be deemed to be investment advice, guidance or recommendation of the SEC. Users are responsible for making investment decisions and are advised to obtain independent professional advice before acting on or using this information.

SECURITIES AND EXCHANGE COMMISSION
Protecting Investors in the Capital Markets

GRZ Bonds Secondary Market Trade Summary Report

ISIN Code	Coupon Rate	Issue Date	Maturity Date	Trade Date/ Valuation Date	Years To Maturity	Nominal Value	Market Value	Min Trade Price	Max Trade Price	Min Yield	Max Yield
ZM1000006636	27.75	01/10/2024	01/10/2039	09/09/2026	13	K1,300,000.00	K2,262,797.17			16.25	16.25
ZM1000006636	27.75	01/10/2024	01/10/2039	11/09/2026	13	K1,300,000.00	K2,262,797.17	161.52	161.52	16.25	16.25
ZM1000005679	11	04/03/2023	04/03/2028	09/09/2026	1	K200,000.00	K204,384.00			13.00	13.00
ZM1000005695	13	04/03/2023	04/03/2033	09/09/2026	6	K232,690.00	K229,115.44	98.17	98.17	14.80	14.80
ZM1000007634	16	16/02/2026	16/02/2033	09/09/2026	6	K35,000,000.00	K37,611,731.64			14.44	14.44
ZM1000007659	17.59	16/02/2026	16/02/2041	09/09/2026	14	K150,000.00	K156,380.25	104.25	104.25	17.00	17.00
ZM1000007287	19	18/08/2025	18/08/2035	09/09/2026	8	K1,300,000.00	K1,538,899.90			15.40	15.40
ZM1000007287	19	18/08/2025	18/08/2035	11/09/2026	8	K1,300,000.00	K1,538,899.90	117.13	117.13	15.40	15.40
ZM1000005463	14	19/09/2022	19/09/2037	09/09/2026	11	K340,000.00	K308,893.31	84.18	84.18	17.25	17.25
ZM1000005646	14	20/02/2023	20/02/2038	09/09/2026	11	K1,800,000.00	K1,619,691.04			16.10	16.10
ZM1000005646	14	20/02/2023	20/02/2038	11/09/2026	11	K1,800,000.00	K1,619,691.04	89.14	89.14	16.10	16.10
ZM1000005919	14	21/08/2023	21/08/2038	07/09/2026	11	K1,782,000.00	K1,519,967.02	85.30	85.30	17.06	17.06
ZM1000005919	14	21/08/2023	21/08/2038	09/09/2026	11	K1,552,360.00	K1,400,001.76	90.18	90.18	16.02	16.02
ZM1000006818	23.5	23/12/2024	23/12/2039	09/09/2026	13	K1,300,000.00	K1,872,718.70			16.25	16.25
ZM1000006818	23.5	23/12/2024	23/12/2039	11/09/2026	13	K1,300,000.00	K1,872,718.70	138.90	138.90	16.25	16.25
ZM1000005794	11	26/06/2023	26/06/2028	04/09/2026	1	K80,000,000.00	K78,672,619.18	98.34	98.34	13.50	13.50
ZM1000005794	11	26/06/2023	26/06/2028	23/06/2023	1	K80,000,000.00	K78,672,619.18	96.08	96.08	13.50	13.50
ZM1000005810	13	26/06/2023	26/06/2033	09/09/2026	6	K210,320.00	K200,003.28	95.06	95.06	14.80	14.80
ZM1000005331	13	27/06/2022	27/06/2032	09/09/2026	5	K371,520.00	K360,000.46	96.84	96.84	14.50	14.50
ZM1000005349	14	27/06/2022	27/06/2037	09/09/2026	10	K1,350,000.00	K1,251,699.32			16.00	16.00
ZM1000005349	14	27/06/2022	27/06/2037	11/09/2026	10	K1,350,000.00	K1,251,699.32	89.80	89.80	16.00	16.00
ZM1000006032	14	27/11/2023	27/11/2038	09/09/2026	12	K1,300,000.00	K1,208,447.62			16.10	16.10
ZM1000006032	14	27/11/2023	27/11/2038	11/09/2026	12	K1,300,000.00	K1,208,447.62	88.85	88.85	16.10	16.10

Disclaimer: This content is prepared from information received by the Commission through third-party reports. The content is indicative and intended for informational purposes only and shall not in any way be deemed to be investment advice, guidance or recommendation of the SEC. Users are responsible for making investment decisions and are advised to obtain independent professional advice before acting on or using this information.