SECURITIES AND EXCHANGE COMMISSION
Protecting Investors in the Capital Markets

GRZ Bonds Secondary Market Trade Summary Report

Date

Tuesday, 8 September 2026

K707.2M
Total Nominal Value

K759.4M
Total Market Value

36
Number of Trades

Consideration and Nominal Value

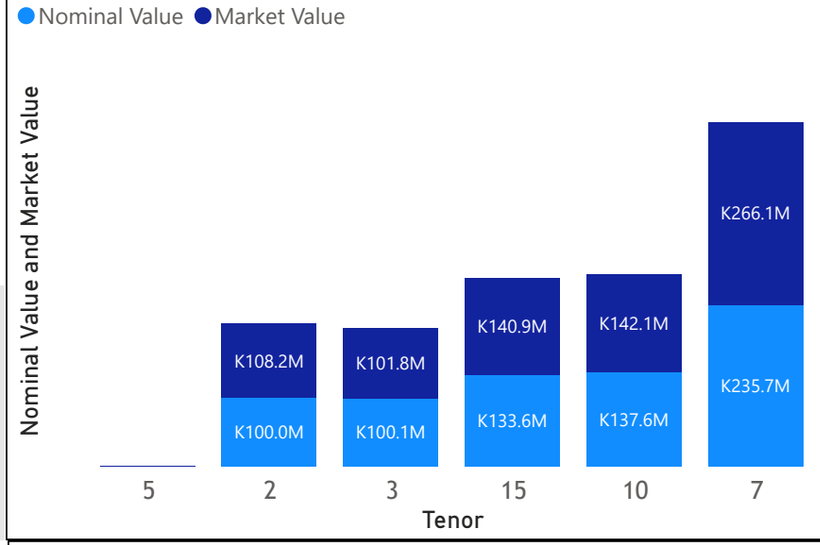

Range of Trade Prices (ZMW)*

Tenor	Min	Max
2	108.20	108.20
3	100.78	102.96
5	96.84	97.44
7	106.37	117.16
10	96.87	106.60
15	81.38	107.77

Range of Yields Rates*

Tenor	Min	Max
2	13.25	13.25
3	13.60	15.91
5	13.00	14.00
7	14.04	14.45
10	11.50	15.38
15	14.30	21.30

Market Value YTD

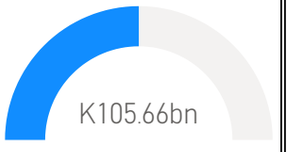

Nominal Value YTD

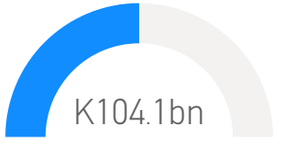

YTD trades



No. of Trades by Tenor

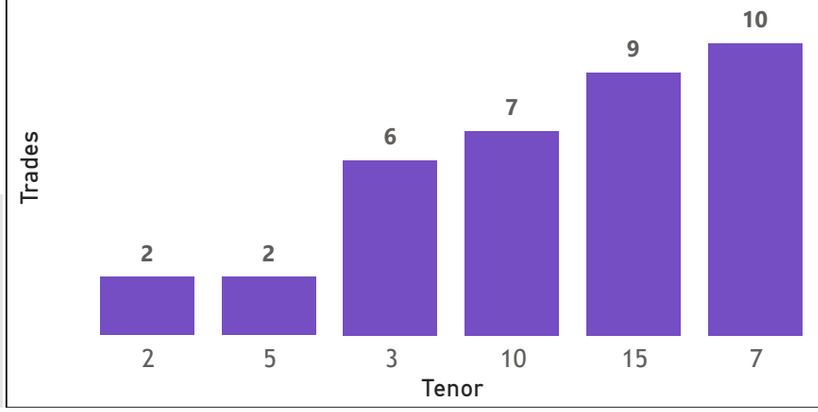

Primary Market August 2026 Auction

Tenor	Cut- Off Yield Rate	Coupon Rates	Range of Successful Yield Rates
2 Years	13.99	13.99	10.0000 - 13.9900
3 Years	14.09	14.09	9.0000 - 14.0900
7 Years	14.79	16.00	7.0000 - 14.7900
10 Years	15.50	16.60	14.5000 - 15.5000
15 Years	16.50	17.59	10.0000 - 16.5000

*Disclaimer: This content is prepared from information received by the Commission through third-party reports. The range of prices by tenor and range of yields by tenor are based on dealer submissions. The content is indicative and intended for informational purposes only and shall not in any way be deemed to be investment advice, guidance or recommendation of the SEC. Users are responsible for making investment decisions and are advised to obtain independent professional advice before acting on or using this information.

SECURITIES AND EXCHANGE COMMISSION
Protecting Investors in the Capital Markets

GRZ Bonds Secondary Market Trade Summary Report

ISIN Code	Coupon Rate	Issue Date	Maturity Date	Trade Date/ Valuation Date	Years To Maturity	Nominal Value	Market Value	Min Trade Price	Max Trade Price	Min Yield	Max Yield
ZM1000005703	14	04/03/2023	04/03/2026	08/09/2026	0	K2,091,000.00	K1,999,633.21	95.63	95.63	16.00	16.00
ZM1000007634	16	16/02/2026	16/02/2033	08/09/2026	6	K35,000,000.00	K37,731,991.64	106.71	106.71	14.36	14.36
ZM1000007634	16	16/02/2026	16/02/2033	09/09/2026	6	K35,000,000.00	K37,611,731.64	106.37	106.37	14.44	14.44
ZM1000007642	16.6	16/02/2026	16/02/2036	08/09/2026	9	K65,000,000.00	K69,731,172.92	105.96	106.60	15.00	15.38
ZM1000007659	17.59	16/02/2026	16/02/2041	09/03/2026	14	K20,000,000.00	K21,448,803.84	107.24	107.24	16.45	16.45
ZM1000007659	17.59	16/02/2026	16/02/2041	09/08/2026	14	K20,288,000.00	K21,873,688.68	107.77	107.77	16.38	16.38
ZM1000007659	17.59	16/02/2026	16/02/2041	16/02/2026	14	K65,000,000.00	K69,722,558.77	106.04	106.47	16.40	16.48
ZM1000003997	13	17/12/2018	17/12/2028	09/08/2026	2	K3,776,924.00	K4,000,000.36	105.90	105.90	11.50	11.50
ZM1000005430	11	19/09/2022	19/09/2027	01/09/2022	1	K120,000.00	K123,216.20	97.44	97.44	14.00	14.00
ZM1000007857	14.09	21/08/2026	21/08/2029	24/08/2026	2	K100,000,000.00	K101,723,141.08	101.14	101.14	13.60	13.60
ZM1000005919	14	21/08/2023	21/08/2038	09/08/2026	11	K1,124,990.00	K915,544.76	81.38	81.38	18.00	18.00
ZM1000005216	13	23/03/2022	23/03/2032	04/09/2026	5	K1,036,096.00	K1,047,892.76	101.14	101.14	14.30	14.30
ZM1000007154	18.49	23/06/2025	23/06/2032	11/09/2026	5	K26,000,000.00	K31,481,840.72	116.90	117.16	14.04	14.10
ZM1000007550	15.79	26/01/2026	26/01/2029	11/09/2026	2	K45,000.00	K47,247.94	102.96	102.96	14.25	14.25
ZM1000007592	18.79	26/01/2026	26/01/2041	08/09/2026	14	K100,000.00	K91,029.10	91.03	91.03	21.30	21.30
ZM1000005794	11	26/06/2023	26/06/2028	08/09/2026	1	K131,224.00	K130,000.00	96.84	96.84	13.00	13.00
ZM1000003187	14	27/02/2017	27/02/2032	09/08/2026	5	K25,000,000.00	K24,851,321.58	99.40	99.40	14.30	14.30
ZM1000007071	16.5	27/05/2025	27/05/2028	08/09/2026	1	K8,000.00	K8,438.43	100.78	100.78	15.91	15.91
ZM1000004854	13	28/06/2021	28/06/2031	09/02/2026	4	K33,885,000.00	K33,679,747.42	99.39	99.39	13.90	13.90
ZM1000004854	13	28/06/2021	28/06/2031	28/06/2021	4	K33,885,000.00	K33,679,747.42	96.87	96.87	13.90	13.90
ZM1000007667	14.5	30/03/2026	30/03/2028	08/09/2026	1	K100,000,000.00	K108,196,968.50	108.20	108.20	13.25	13.25
ZM1000007683	16	30/03/2026	30/03/2033	07/09/2026	6	K5,854,000.00	K6,644,440.44	113.50	113.50	14.45	14.45
ZM1000007683	16	30/03/2026	30/03/2033	30/03/2026	6	K133,854,000.00	K152,623,665.86	106.40	106.94	14.33	14.45

Disclaimer: This content is prepared from information received by the Commission through third-party reports. The content is indicative and intended for informational purposes only and shall not in any way be deemed to be investment advice, guidance or recommendation of the SEC. Users are responsible for making investment decisions and are advised to obtain independent professional advice before acting on or using this information.