GRZ Bonds Secondary Market Trade Summary Report

SECURITIES AND EXCHANGE COMMISSION
Protecting Investors in the Capital Markets

Date

Monday, 7 September 2026

K947.9M
Total Nominal Value

K1.0bn
Total Market Value

27
Number of Trades

Consideration and Nominal Value

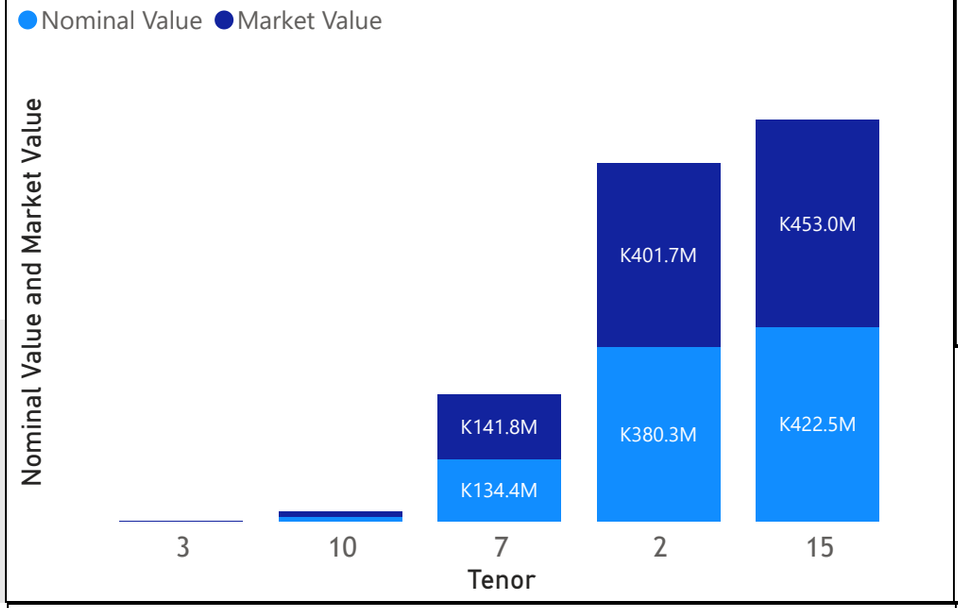

Range of Trade Prices (ZMW)*

Tenor	Min	Max
2	102.25	110.07
3	101.87	101.87
7	96.11	107.08
10	101.09	101.83
15	86.20	117.28

Range of Yields Rates*

Tenor	Min	Max
2	12.19	13.66
3	18.40	18.40
7	12.46	14.50
10	14.30	14.95
15	14.95	16.84

Market Value YTD

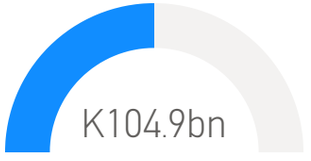

Nominal Value YTD

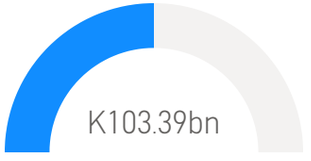

YTD trades



No. of Trades by Tenor

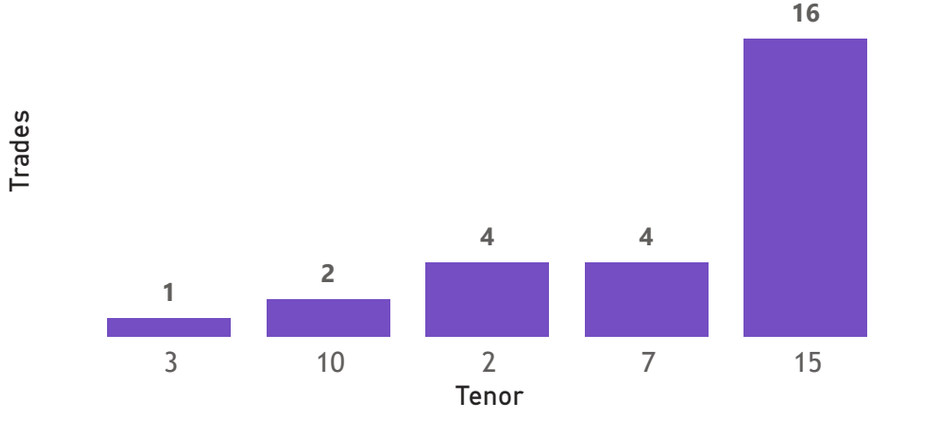

Primary Market August 2026 Auction

Tenor	Cut- Off Yield Rate	Coupon Rates	Range of Successful Yield Rates
2 Years	13.99	13.99	10.0000 - 13.9900
3 Years	14.09	14.09	9.0000 - 14.0900
7 Years	14.79	16.00	7.0000 - 14.7900
10 Years	15.50	16.60	14.5000 - 15.5000
15 Years	16.50	17.59	10.0000 - 16.5000

*Disclaimer: This content is prepared from information received by the Commission through third-party reports. The range of prices by tenor and range of yields by tenor are based on dealer submissions. The content is indicative and intended for informational purposes only and shall not in any way be deemed to be investment advice, guidance or recommendation of the SEC. Users are responsible for making investment decisions and are advised to obtain independent professional advice before acting on or using this information.

SECURITIES AND EXCHANGE COMMISSION
Protecting Investors in the Capital Markets

GRZ Bonds Secondary Market Trade Summary Report

ISIN Code	Coupon Rate	Issue Date	Maturity Date	Trade Date/ Valuation Date	Years To Maturity	Nominal Value	Market Value	Min Trade Price	Max Trade Price	Min Yield	Max Yield
ZM1000004383	14	01/06/2020	01/06/2035	03/09/2026	8	K6,668,000.00	K6,128,765.78	91.91	91.91	14.95	16.60
ZM1000006883	16.2	16/02/2025	16/02/2027	07/09/2026	0	K250,000.00	K255,626.39	102.25	102.25	13.00	13.00
ZM1000007634	16	16/02/2026	16/02/2033	02/09/2026	6	K42,108,000.00	K45,090,123.75	107.08	107.08	14.50	14.50
ZM1000007634	16	16/02/2026	16/02/2033	16/02/2026	6	K42,108,000.00	K45,090,123.75	106.12	106.12	14.50	14.50
ZM1000007659	17.59	16/02/2026	16/02/2041	02/09/2026	14	K46,918,000.00	K50,451,872.75	107.53	107.53	16.40	16.40
ZM1000007659	17.59	16/02/2026	16/02/2041	03/09/2026	14	K180,000,000.00	K193,557,634.51	107.53	107.53	16.40	16.40
ZM1000007659	17.59	16/02/2026	16/02/2041	07/09/2026	14	K100,000,000.00	K107,147,010.96	106.04	107.15	16.46	16.48
ZM1000007659	17.59	16/02/2026	16/02/2041	16/02/2026	14	K86,918,000.00	K93,464,680.42	106.47	106.47	16.40	16.40
ZM1000005919	14	21/08/2023	21/08/2038	03/09/2026	11	K320,000.00	K275,835.70	86.20	86.20	14.95	16.84
ZM1000005216	13	23/03/2022	23/03/2032	04/09/2026	5	K9,478,000.00	K9,651,292.11	101.83	101.83	14.95	14.95
ZM1000005216	13	23/03/2022	23/03/2032	09/07/2026	5	K1,036,096.00	K1,047,892.76	101.09	101.09	14.30	14.30
ZM1000007543	14.9	26/01/2026	26/01/2028	07/09/2026	1	K200,000,000.00	K208,249,772.60	104.12	104.12	12.95	12.95
ZM1000007592	18.79	26/01/2026	26/01/2041	09/07/2026	14	K1,704,550.00	K2,000,003.34	117.28	117.28	16.06	16.06
ZM1000006057	12	26/12/2023	26/12/2030	07/09/2026	4	K213,185.00	K210,000.02	96.11	96.11	13.20	13.20
ZM1000007725	14.25	27/04/2026	27/04/2028	07/09/2026	1	K130,000,000.00	K138,179,142.33	106.29	106.29	13.66	13.66
ZM1000007071	16.5	27/05/2025	27/05/2028	07/09/2026	1	K200,000.00	K203,733.13	101.87	101.87	18.40	18.40
ZM1000007303	15.5	29/09/2025	29/09/2027	07/09/2026	1	K50,000,000.00	K55,034,191.78	110.07	110.07	12.19	12.19
ZM1000004581	12	30/11/2020	30/11/2027	07/09/2026	1	K50,000,000.00	K51,377,562.33	102.76	102.76	12.46	12.46

Disclaimer: This content is prepared from information received by the Commission through third-party reports. The content is indicative and intended for informational purposes only and shall not in any way be deemed to be investment advice, guidance or recommendation of the SEC. Users are responsible for making investment decisions and are advised to obtain independent professional advice before acting on or using this information.