SECURITIES AND EXCHANGE COMMISSION
Protecting Investors in the Capital Markets

GRZ Bonds Secondary Market Trade Summary Report

Date

Thursday, 3 September 2026

K765.2M
Total Nominal Value

K831.3M
Total Market Value

35
Number of Trades

Consideration and Nominal Value

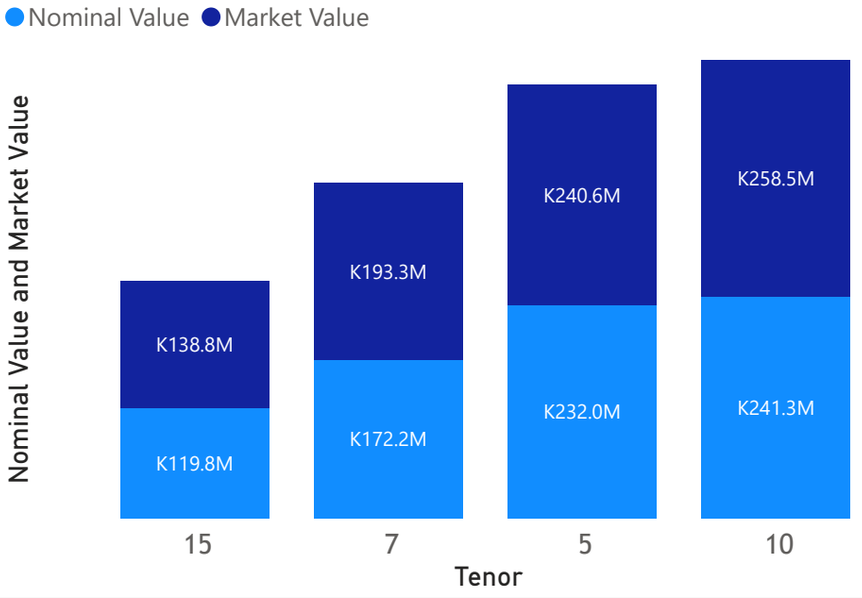

Range of Trade Prices (ZMW)*

Tenor	Min	Max
5	97.37	118.72
7	106.19	113.07
10	94.39	154.21
15	84.69	135.69

Range of Yields Rates*

Tenor	Min	Max
5	14.00	15.00
7	14.30	14.50
10	14.25	16.00
15	14.45	17.20

Market Value YTD

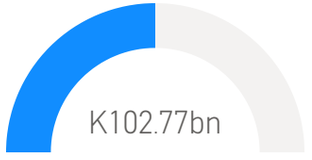

Nominal Value YTD

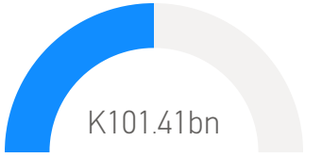

YTD trades



No. of Trades by Tenor

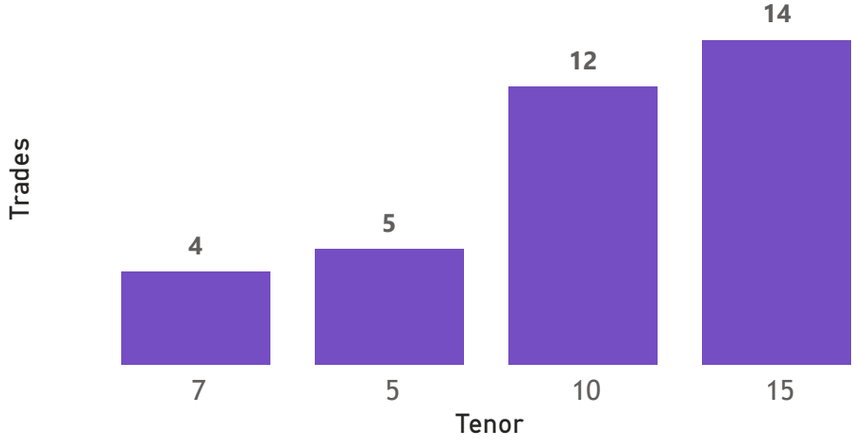

Primary Market August 2026 Auction

Tenor	Cut- Off Yield Rate	Coupon Rates	Range of Successful Yield Rates
2 Years	13.99	13.99	10.0000 - 13.9900
3 Years	14.09	14.09	9.0000 - 14.0900
7 Years	14.79	16.00	7.0000 - 14.7900
10 Years	15.50	16.60	14.5000 - 15.5000
15 Years	16.50	17.59	10.0000 - 16.5000

*Disclaimer: This content is prepared from information received by the Commission through third-party reports. The range of prices by tenor and range of yields by tenor are based on dealer submissions. The content is indicative and intended for informational purposes only and shall not in any way be deemed to be investment advice, guidance or recommendation of the SEC. Users are responsible for making investment decisions and are advised to obtain independent professional advice before acting on or using this information.

SECURITIES AND EXCHANGE COMMISSION
Protecting Investors in the Capital Markets

GRZ Bonds Secondary Market Trade Summary Report

ISIN Code	Coupon Rate	Issue Date	Maturity Date	Trade Date/ Valuation Date	Years To Maturity	Nominal Value	Market Value	Min Trade Price	Max Trade Price	Min Yield	Max Yield
ZM1000003252	14	05/07/2017	05/07/2032	03/09/2026	5	K4,915,039.00	K4,941,979.61	98.21	98.21	14.45	14.45
ZM1000003252	14	05/07/2017	05/07/2032	09/03/2026	6	K4,915,039.00	K4,941,979.61	100.45	100.45	14.45	14.45
ZM1000007634	16	16/02/2026	16/02/2033	27/08/2026		K23,053,000.00	K24,780,451.61	107.01	107.01	14.30	14.30
ZM1000006925	22.49	16/02/2025	16/02/2035	09/03/2026	8	K759,588.00	K992,008.98	130.58	130.58	16.00	16.00
ZM1000007642	16.6	16/02/2026	16/02/2036	03/09/2026	9	K10,000,000.00	K10,609,770.96	105.23	105.23	15.52	15.52
ZM1000007642	16.6	16/02/2026	16/02/2036	28/08/2026	9	K200,000,000.00	K214,872,660.28	107.44	107.44	15.25	15.25
ZM1000006933	22.8	16/02/2025	16/02/2040	03/09/2026	13	K1,075,936.00	K1,472,067.49	135.69	135.69	16.20	16.20
ZM1000007659	17.59	16/02/2026	16/02/2041	03/09/2026	14	K35,000.00	K37,370.10	105.90	105.90	16.50	16.50
ZM1000007261	18	18/08/2025	18/08/2030	03/09/2026	3	K80,000.00	K87,584.27	108.69	108.69	15.00	15.00
ZM1000004748	14	22/03/2021	22/03/2036	03/09/2026	9	K1,132,000.00	K1,131,133.16	93.56	93.56	15.30	15.30
ZM1000006503	25.75	22/07/2024	22/07/2034	03/09/2026	7	K2,062,000.00	K3,180,569.21	151.14	151.14	14.60	14.60
ZM1000006503	25.75	22/07/2024	22/07/2034	09/03/2026	8	K2,062,000.00	K3,180,569.21	154.21	154.21	14.60	14.60
ZM1000005406	14	22/08/2022	22/08/2037	03/09/2026	10	K187,734.00	K181,999.80	96.49	96.49	14.65	14.65
ZM1000005612	14	23/01/2023	23/01/2038	09/03/2026	11	K423,644.00	K363,440.64	85.77	85.77	17.20	17.20
ZM1000005216	13	23/03/2022	23/03/2032	09/03/2026	6	K1,483,260.00	K1,500,000.02	101.08	101.08	14.25	14.25
ZM1000005851	14	24/07/2023	24/07/2038	02/09/2026	11	K130,000.00	K119,040.93	91.57	91.57	15.88	15.88
ZM1000007584	17.19	26/01/2026	26/01/2036	09/03/2026	9	K887,482.00	K1,000,001.72	112.63	112.63	15.00	15.00
ZM1000007592	18.79	26/01/2026	26/01/2041	03/09/2026	14	K50,000,000.00	K58,427,799.32	114.85	114.85	16.10	16.10
ZM1000007592	18.79	26/01/2026	26/01/2041	09/03/2026	14	K50,000,000.00	K58,427,799.32	116.80	116.80	16.10	16.10
ZM1000005794	11	26/06/2023	26/06/2028	02/09/2026	1	K163,260,000.00	K158,968,632.62	97.37	97.37	14.00	14.00
ZM1000005810	13	26/06/2023	26/06/2033	27/08/2026		K24,000,000.00	K23,184,460.60	94.39	94.39	14.30	14.30
ZM1000006065	14	26/12/2023	26/12/2038	03/09/2026	12	K232,000.00	K202,612.56	84.69	84.69	16.99	16.99
ZM1000007055	20	28/04/2025	28/04/2040	03/09/2026	13	K3,360,552.00	K4,287,771.94	120.58	120.58	16.20	16.20

Disclaimer: This content is prepared from information received by the Commission through third-party reports. The content is indicative and intended for informational purposes only and shall not in any way be deemed to be investment advice, guidance or recommendation of the SEC. Users are responsible for making investment decisions and are advised to obtain independent professional advice before acting on or using this information.