GRZ Bonds Secondary Market Trade Summary Report

SECURITIES AND EXCHANGE COMMISSION
Protecting Investors in the Capital Markets

Date

Wednesday, 2 September 2026

K525.9M
Total Nominal Value

K563.4M
Total Market Value

32
Number of Trades

Consideration and Nominal Value

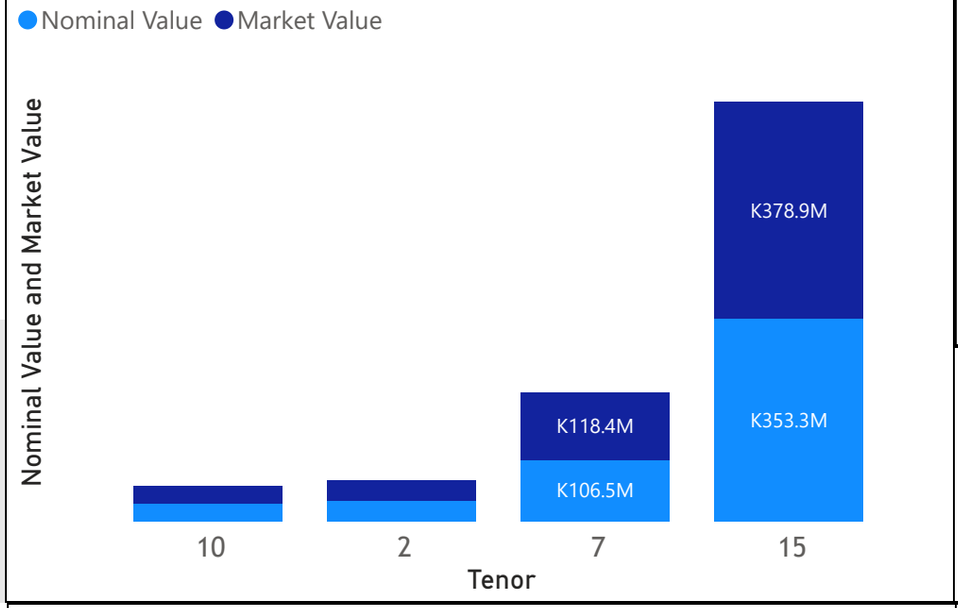

Range of Trade Prices (ZMW)*

Tenor	Min	Max
2	101.33	101.33
7	104.79	111.98
10	94.39	106.65
15	90.89	148.37

Range of Yields Rates*

Tenor	Min	Max
2	13.40	13.40
7	12.03	14.75
10	11.00	14.30
15	15.80	20.00

Market Value YTD

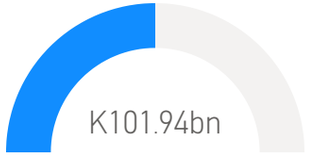

Nominal Value YTD

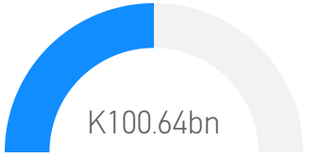

YTD trades



No. of Trades by Tenor

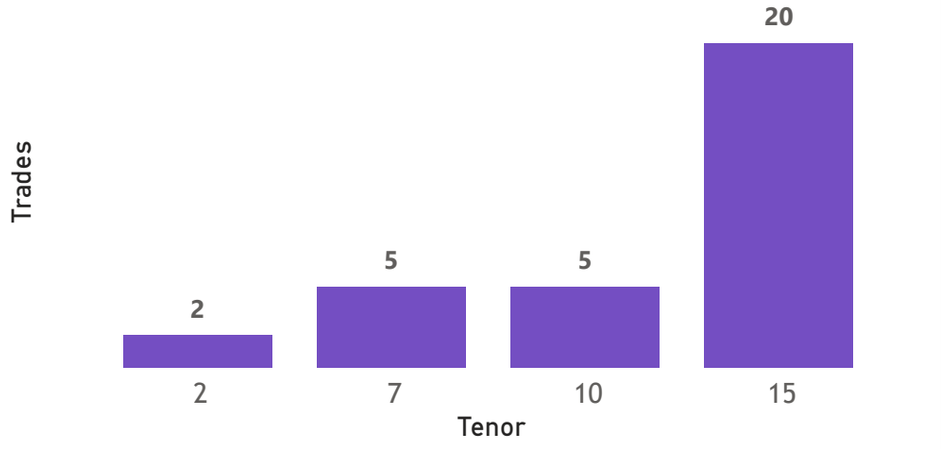

Primary Market August 2026 Auction

Tenor	Cut- Off Yield Rate	Coupon Rates	Range of Successful Yield Rates
2 Years	13.99	13.99	10.0000 - 13.9900
3 Years	14.09	14.09	9.0000 - 14.0900
7 Years	14.79	16.00	7.0000 - 14.7900
10 Years	15.50	16.60	14.5000 - 15.5000
15 Years	16.50	17.59	10.0000 - 16.5000

*Disclaimer: This content is prepared from information received by the Commission through third-party reports. The range of prices by tenor and range of yields by tenor are based on dealer submissions. The content is indicative and intended for informational purposes only and shall not in any way be deemed to be investment advice, guidance or recommendation of the SEC. Users are responsible for making investment decisions and are advised to obtain independent professional advice before acting on or using this information.

SECURITIES AND EXCHANGE COMMISSION
Protecting Investors in the Capital Markets

GRZ Bonds Secondary Market Trade Summary Report

ISIN Code	Coupon Rate	Issue Date	Maturity Date	Trade Date/ Valuation Date	Years To Maturity	Nominal Value	Market Value	Min Trade Price	Max Trade Price	Min Yield	Max Yield
ZM1000005687	12	03/04/2023	03/04/2030	09/02/2026	4	K457,972.00	K480,350.62	104.79	104.79	12.03	12.03
ZM1000007634	16	16/02/2026	16/02/2033	27/08/2026		K23,053,000.00	K24,780,451.61	107.01	107.01	14.30	14.30
ZM1000006933	22.8	16/02/2025	16/02/2040	09/02/2026	14	K400,000.00	K465,975.40	116.49	116.49	19.50	19.50
ZM1000007659	17.59	16/02/2026	16/02/2041	02/09/2026	14	K100,000,000.00	K107,105,443.84	106.48	106.82	16.40	16.49
ZM1000007659	17.59	16/02/2026	16/02/2041	09/02/2026	14	K250,000,000.00	K268,282,489.60	106.77	107.93	16.30	16.50
ZM1000003997	13	17/12/2018	17/12/2028	09/02/2026	2	K6,613,390.00	K7,000,000.84	105.70	106.65	11.00	11.50
ZM1000007840	13.99	21/08/2026	21/08/2028	28/08/2026	1	K35,500,000.00	K35,971,993.42	101.33	101.33	13.40	13.40
ZM1000005919	14	21/08/2023	21/08/2038	09/02/2026	12	K220,042.00	K200,001.62	90.89	90.89	15.80	15.80
ZM1000006511	27.25	22/07/2024	22/07/2039	03/09/2026	12	K43,000.00	K63,799.99	148.37	148.37	18.08	18.08
ZM1000007592	18.79	26/01/2026	26/01/2041	01/09/2026	14	K100,000.00	K111,365.34	109.46	109.46	17.00	17.00
ZM1000005810	13	26/06/2023	26/06/2033	27/08/2026		K24,000,000.00	K23,184,460.60	94.39	94.39	14.30	14.30
ZM1000007113	20	27/05/2025	27/05/2040	02/09/2026	13	K200,000.00	K210,491.53	105.25	105.25	20.00	20.00
ZM1000007055	20	28/04/2025	28/04/2040	09/02/2026	14	K772,046.00	K1,000,000.30	129.51	129.51	15.90	15.90
ZM1000005760	14	29/05/2023	29/05/2038	09/02/2026	12	K1,540,000.00	K1,414,011.12	91.77	91.77	16.30	16.30
ZM1000007683	16	30/03/2026	30/03/2033	09/02/2026	6	K57,980,000.00	K64,959,764.24	111.98	111.98	14.75	14.75
ZM1000007683	16	30/03/2026	30/03/2033	28/08/2026	6	K25,000,000.00	K28,202,319.52	106.19	106.19	14.50	14.50

Disclaimer: This content is prepared from information received by the Commission through third-party reports. The content is indicative and intended for informational purposes only and shall not in any way be deemed to be investment advice, guidance or recommendation of the SEC. Users are responsible for making investment decisions and are advised to obtain independent professional advice before acting on or using this information.