SECURITIES AND EXCHANGE COMMISSION
Protecting Investors in the Capital Markets

GRZ Bonds Secondary Market Trade Summary Report

Date

Friday, 7 August 2026

K610.5M
Total Nominal Value

K708.6M
Total Market Value

32
Number of Trades

Consideration and Nominal Value

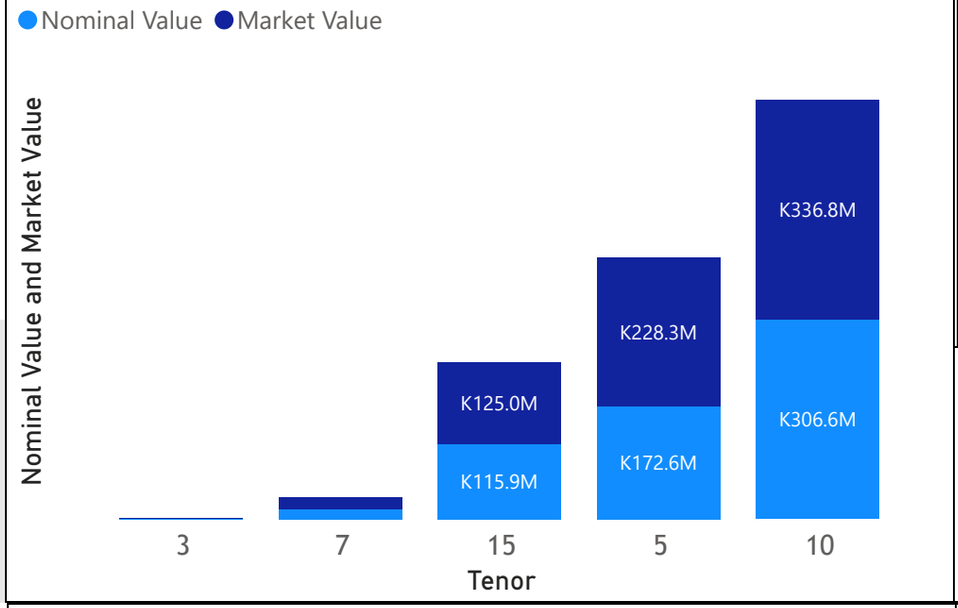

Range of Trade Prices (ZMW)*

Tenor	Min	Max
3	102.10	104.87
5	104.16	132.52
7	99.98	113.66
10	87.64	111.52
15	70.09	145.98

Range of Yields Rates*

Tenor	Min	Max
3	15.00	15.00
5	14.25	24.00
7	15.00	16.00
10	13.00	16.50
15	15.30	21.60

Market Value YTD



Nominal Value YTD

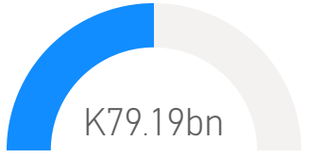

YTD trades



No. of Trades by Tenor

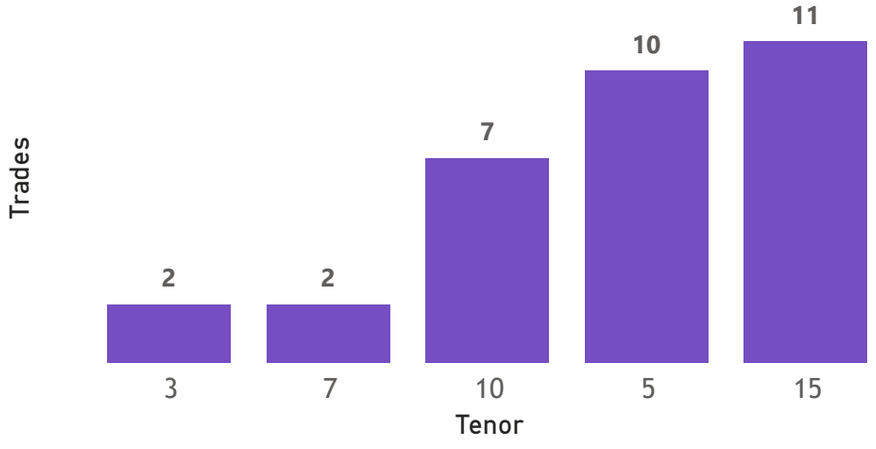

Primary Market June 2026 Auction

Tenor	Cut- Off Yield Rate	Coupon Rates	Range of Successful Yield Rates
2 Years	14.25	14.25	10.0000 – 14.2500
15 Years	17.50	17.59	12.5000 – 17.5000
10 Years	16.50	16.60	14.0000 – 16.5000
3 Years	14.50	14.50	5.0000 – 14.5000
7 Years	15.80	16.00	5.0000 – 15.8000

*Disclaimer: This content is prepared from information received by the Commission through third-party reports. The range of prices by tenor and range of yields by tenor are based on dealer submissions. The content is indicative and intended for informational purposes only and shall not in any way be deemed to be investment advice, guidance or recommendation of the SEC. Users are responsible for making investment decisions and are advised to obtain independent professional advice before acting on or using this information.

SECURITIES AND EXCHANGE COMMISSION
Protecting Investors in the Capital Markets

GRZ Bonds Secondary Market Trade Summary Report

ISIN Code	Coupon Rate	Issue Date	Maturity Date	Trade Date/ Valuation Date	Years To Maturity	Nominal Value	Market Value	Min Trade Price	Max Trade Price	Min Yield	Max Yield
ZM1000006545	23.5	02/09/2024	02/09/2029	04/08/2026	3	K15,000,000.00	K19,711,845.54	121.24	121.24	24.00	24.00
ZM1000005349	14	27/06/2022	27/06/2037	07/08/2026	10	K285,000.00	K199,750.24	70.09	70.09	21.60	21.60
ZM1000007477	18.99	24/11/2025	24/11/2040	04/08/2026	14	K100,000.00	K110,837.50	107.09	107.09	18.00	18.00
ZM1000006362	26.5	27/05/2024	27/05/2039	07/08/2026	12	K200,000.00	K302,991.82	145.98	145.98	17.40	17.40
ZM1000006875	23.25	20/01/2025	20/01/2040	07/08/2026	13	K50,000.00	K66,066.01	130.99	130.99	17.00	17.00
ZM1000006990	21.8	17/03/2025	17/03/2040	07/08/2026	13	K100,000.00	K132,064.39	123.52	123.52	17.00	17.00
ZM1000007386	16.75	27/10/2025	27/10/2030	04/08/2026	4	K120,000.00	K130,449.43	104.16	104.16	17.00	17.00
ZM1000007659	17.59	16/02/2026	16/02/2041	07/08/2026	14	K50,000,000.00	K56,499,126.71	113.00	113.00	16.75	16.75
ZM1000007659	17.59	16/02/2026	16/02/2041	11/08/2026	14	K30,000,000.00	K33,899,476.03	104.52	104.52	16.75	16.75
ZM1000007345	19	29/09/2025	29/09/2035	11/08/2026	9	K10,000.00	K11,854.39	111.52	111.52	16.50	16.50
ZM1000005455	13	19/09/2022	19/09/2032	07/08/2026	6	K980,000.00	K908,039.45	87.64	87.64	16.25	16.25
ZM1000007634	16	16/02/2026	16/02/2033	07/08/2026	6	K5,000.00	K5,376.09	99.98	99.98	16.00	16.00
ZM1000007642	16.6	16/02/2026	16/02/2036	05/08/2026	9	K195,600,000.00	K216,990,162.22	103.11	110.94	15.95	15.95
ZM1000007642	16.6	16/02/2026	16/02/2036	16/02/2026	10	K70,000,000.00	K78,275,706.03	103.86	104.36	15.70	15.80
ZM1000004987	14	20/09/2021	20/09/2036	08/07/2026	10	K206,782.00	K200,000.46	96.65	96.65	15.75	15.75
ZM1000004383	14	01/06/2020	01/06/2035	01/06/2020	15	K20,000,000.00	K19,129,472.60	93.08	93.08	15.45	15.45
ZM1000004383	14	01/06/2020	01/06/2035	07/08/2026	8	K15,000,000.00	K14,472,208.15	93.76	93.76	15.30	15.30
ZM1000006602	23.5	01/10/2024	01/10/2029	07/08/2026	3	K150,000.00	K193,526.93	120.65	120.65	15.00	15.00
ZM1000006958	18.45	17/03/2025	17/03/2028	07/08/2026	1	K50,000.00	K56,046.92	104.87	104.87	15.00	15.00
ZM1000007337	18.5	29/09/2025	29/09/2032	07/08/2026	6	K15,000,000.00	K18,075,909.86	113.66	113.66	15.00	15.00
ZM1000007436	16	24/11/2025	24/11/2028	06/08/2026	2	K300,000.00	K316,169.90	102.10	102.10	15.00	15.00
ZM1000006545	23.5	02/09/2024	02/09/2029	05/08/2026	3	K93,366,439.00	K123,577,667.30	122.34	132.52	14.25	14.50

Disclaimer: This content is prepared from information received by the Commission through third-party reports. The content is indicative and intended for informational purposes only and shall not in any way be deemed to be investment advice, guidance or recommendation of the SEC. Users are responsible for making investment decisions and are advised to obtain independent professional advice before acting on or using this information.