SECURITIES AND EXCHANGE COMMISSION
Protecting Investors in the Capital Markets

GRZ Bonds Secondary Market Trade Summary Report

Date

Thursday, 6 August 2026

K186.0M
Total Nominal Value

K190.3M
Total Market Value

19
Number of Trades

Consideration and Nominal Value

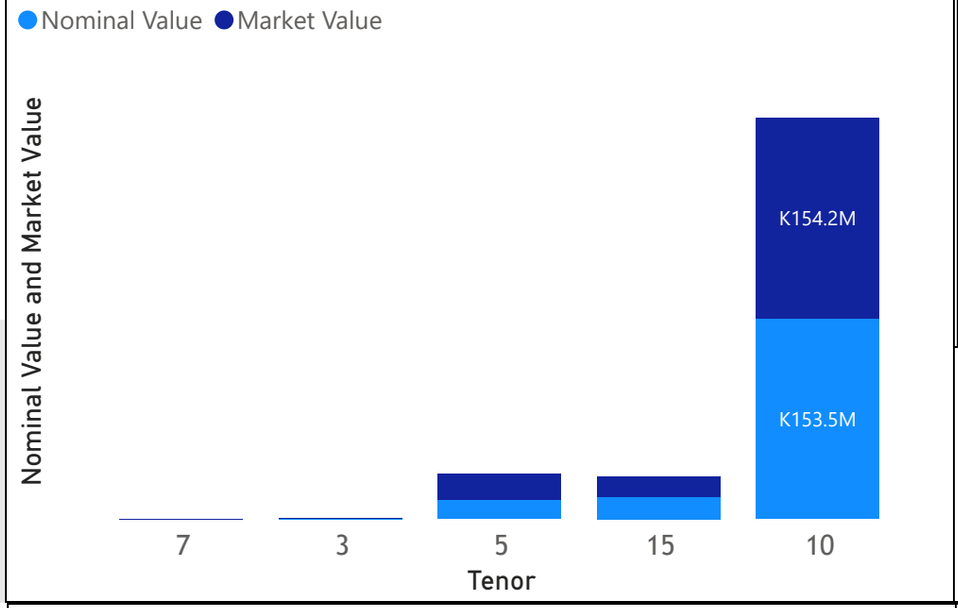

Range of Trade Prices (ZMW)*

Tenor	Min	Max
3	102.10	102.10
5	104.16	121.24
7	96.31	96.31
10	92.54	100.50
15	90.65	137.57

Range of Yields Rates*

Tenor	Min	Max
3	15.00	15.00
5	17.00	24.00
7	15.10	15.10
10	13.00	15.30
15	14.80	22.20

Market Value YTD

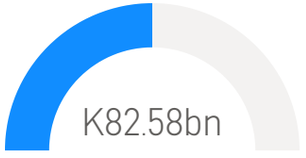

Nominal Value YTD

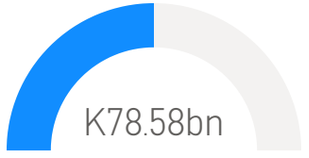

YTD trades



No. of Trades by Tenor

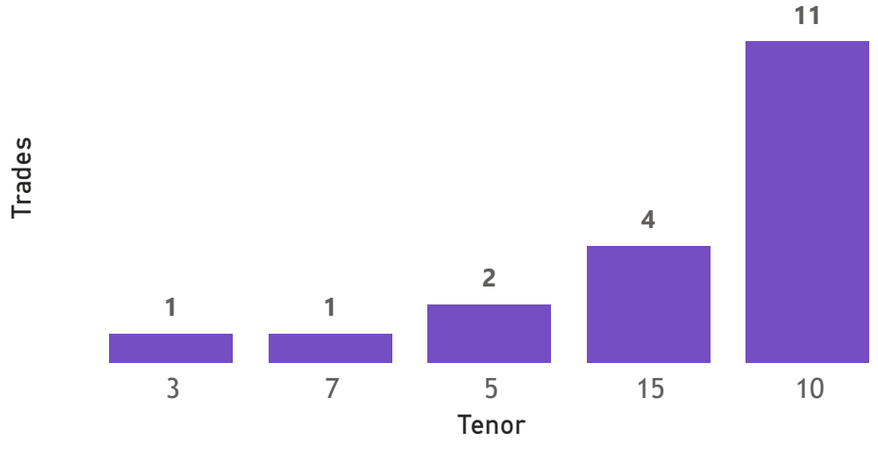

Primary Market June 2026 Auction

Tenor	Cut- Off Yield Rate	Coupon Rates	Range of Successful Yield Rates
2 Years	14.25	14.25	10.0000 – 14.2500
15 Years	17.50	17.59	12.5000 – 17.5000
10 Years	16.50	16.60	14.0000 – 16.5000
3 Years	14.50	14.50	5.0000 – 14.5000
7 Years	15.80	16.00	5.0000 – 15.8000

*Disclaimer: This content is prepared from information received by the Commission through third-party reports. The range of prices by tenor and range of yields by tenor are based on dealer submissions. The content is indicative and intended for informational purposes only and shall not in any way be deemed to be investment advice, guidance or recommendation of the SEC. Users are responsible for making investment decisions and are advised to obtain independent professional advice before acting on or using this information.

SECURITIES AND EXCHANGE COMMISSION
Protecting Investors in the Capital Markets

GRZ Bonds Secondary Market Trade Summary Report

ISIN Code	Coupon Rate	Issue Date	Maturity Date	Trade Date/ Valuation Date	Years To Maturity	Nominal Value	Market Value	Min Trade Price	Max Trade Price	Min Yield	Max Yield
ZM1000006545	23.5	02/09/2024	02/09/2029	04/08/2026	3	K15,000,000.00	K19,711,845.54	121.24	121.24	24.00	24.00
ZM1000006578	28.35	02/09/2024	02/09/2039	06/08/2026	13	K30,000.00	K41,270.81	137.57	137.57	22.20	22.20
ZM1000007477	18.99	24/11/2025	24/11/2040	04/08/2026	14	K100,000.00	K110,837.50	107.09	107.09	18.00	18.00
ZM1000007386	16.75	27/10/2025	27/10/2030	04/08/2026	4	K120,000.00	K130,449.43	104.16	104.16	17.00	17.00
ZM1000004383	14	01/06/2020	01/06/2035	08/06/2026	8	K16,627,933.00	K15,526,762.72	90.65	90.65	16.00	16.00
ZM1000006024	13	27/11/2023	27/11/2033	08/06/2026	7	K992,993.00	K922,069.27	92.54	93.97	15.00	15.30
ZM1000005240	12	03/05/2022	03/05/2029	06/08/2026	2	K100,000.00	K96,309.89	96.31	96.31	15.10	15.10
ZM1000004672	13	25/01/2021	25/01/2031	08/06/2026	4	K304,000.00	K285,473.92	93.84	93.84	15.05	15.05
ZM1000006024	13	27/11/2023	27/11/2033	06/08/2026	7	K212,793.00	K200,000.67	93.97	93.97	15.00	15.00
ZM1000007436	16	24/11/2025	24/11/2028	06/08/2026	2	K300,000.00	K316,169.90	102.10	102.10	15.00	15.00
ZM1000005760	14	29/05/2023	29/05/2038	06/08/2026	11	K224,000.00	K219,922.08	98.18	98.18	14.80	14.80
ZM1000003997	13	17/12/2018	17/12/2028	31/07/2026	2	K32,000,000.00	K31,774,663.02	99.30	99.30	14.25	14.25
ZM1000003351	13	18/12/2017	18/12/2027	05/08/2026	1	K120,000,000.00	K121,013,472.38	98.75	100.50	13.00	14.00

Disclaimer: This content is prepared from information received by the Commission through third-party reports. The content is indicative and intended for informational purposes only and shall not in any way be deemed to be investment advice, guidance or recommendation of the SEC. Users are responsible for making investment decisions and are advised to obtain independent professional advice before acting on or using this information.