SECURITIES AND EXCHANGE COMMISSION
Protecting Investors in the Capital Markets

GRZ Bonds Secondary Market Trade Summary Report

Date

Wednesday, 5 August 2026

K254.5M
Total Nominal Value

K276.8M
Total Market Value

18
Number of Trades

Consideration and Nominal Value

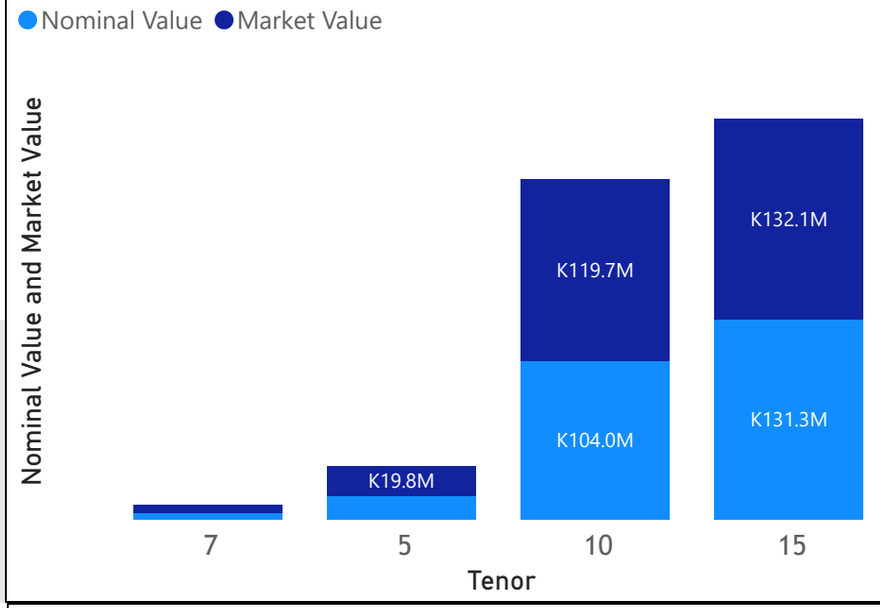

Range of Trade Prices (ZMW)*

Tenor	Min	Max
5	104.16	121.24
7	131.32	131.32
10	99.66	141.74
15	80.94	107.09

Range of Yields Rates*

Tenor	Min	Max
5	17.00	24.00
7	15.10	15.10
10	13.00	15.90
15	15.45	18.22

Market Value YTD



Nominal Value YTD

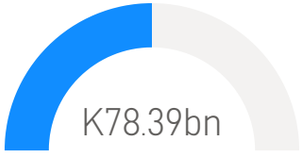

YTD trades



No. of Trades by Tenor

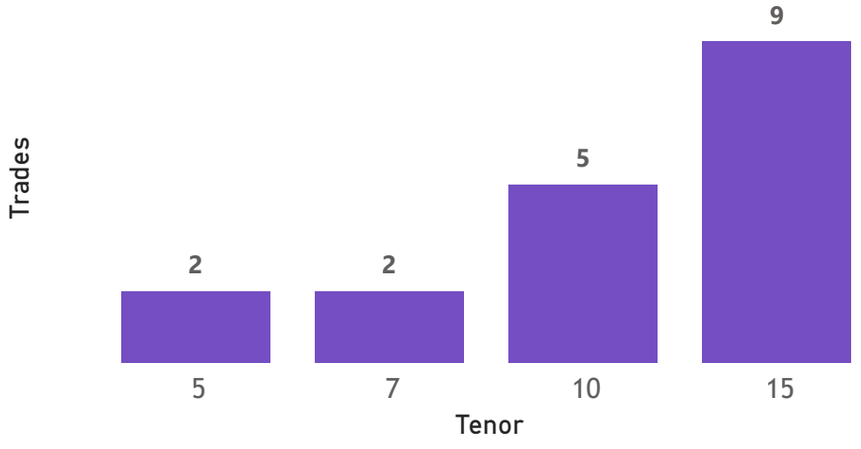

Primary Market June 2026 Auction

Tenor	Cut- Off Yield Rate	Coupon Rates	Range of Successful Yield Rates
2 Years	14.25	14.25	10.0000 – 14.2500
15 Years	17.50	17.59	12.5000 – 17.5000
10 Years	16.50	16.60	14.0000 – 16.5000
3 Years	14.50	14.50	5.0000 – 14.5000
7 Years	15.80	16.00	5.0000 – 15.8000

*Disclaimer: This content is prepared from information received by the Commission through third-party reports. The range of prices by tenor and range of yields by tenor are based on dealer submissions. The content is indicative and intended for informational purposes only and shall not in any way be deemed to be investment advice, guidance or recommendation of the SEC. Users are responsible for making investment decisions and are advised to obtain independent professional advice before acting on or using this information.

SECURITIES AND EXCHANGE COMMISSION
Protecting Investors in the Capital Markets

GRZ Bonds Secondary Market Trade Summary Report

ISIN Code	Coupon Rate	Issue Date	Maturity Date	Trade Date/ Valuation Date	Years To Maturity	Nominal Value	Market Value	Min Trade Price	Max Trade Price	Min Yield	Max Yield
ZM1000006545	23.5	02/09/2024	02/09/2029	04/08/2026	3	K15,000,000.00	K19,711,845.54	121.24	121.24	24.00	24.00
ZM1000006065	14	26/12/2023	26/12/2038	30/07/2026	12	K300,000.00	K242,834.97	80.95	80.94	18.22	18.22
ZM1000007477	18.99	24/11/2025	24/11/2040	04/08/2026	14	K100,000.00	K110,837.50	107.09	107.09	18.00	18.00
ZM1000007659	17.59	16/02/2026	16/02/2041	10/08/2026	14	K50,000,000.00	K55,105,230.82	101.78	101.78	17.25	17.25
ZM1000005919	14	21/08/2023	21/08/2038	08/05/2026	12	K131,688.00	K120,001.56	91.18	91.18	17.00	17.00
ZM1000007386	16.75	27/10/2025	27/10/2030	04/08/2026	4	K120,000.00	K130,449.43	104.16	104.16	17.00	17.00
ZM1000005943	14	02/10/2023	02/10/2038	30/07/2026	12	K799,000.00	K749,275.55	93.78	93.78	16.07	16.07
ZM1000007642	16.6	16/02/2026	16/02/2036	30/07/2026	9	K38,000,000.00	K42,214,012.60	111.09	111.09	15.90	15.90
ZM1000004383	14	01/06/2020	01/06/2035	05/08/2026	8	K80,000,000.00	K75,735,903.01	91.85	94.34	15.45	15.73
ZM1000006925	22.49	16/02/2025	16/02/2035	05/08/2026	8	K26,000,000.00	K36,852,134.30	131.33	141.74	15.70	15.70
ZM1000006917	21	16/02/2025	16/02/2032	30/07/2026	5	K4,000,000.00	K5,252,991.50	131.32	131.32	15.10	15.10
ZM1000003351	13	18/12/2017	18/12/2027	05/08/2026	1	K40,000,000.00	K40,617,228.00	99.66	99.66	13.00	13.00

Disclaimer: This content is prepared from information received by the Commission through third-party reports. The content is indicative and intended for informational purposes only and shall not in any way be deemed to be investment advice, guidance or recommendation of the SEC. Users are responsible for making investment decisions and are advised to obtain independent professional advice before acting on or using this information.