SECURITIES AND EXCHANGE COMMISSION
Protecting Investors in the Capital Markets

GRZ Bonds Secondary Market Trade Summary Report

Date

Tuesday, 4 August 2026

K505.3M
Total Nominal Value

K579.6M
Total Market Value

24
Number of Trades

Consideration and Nominal Value

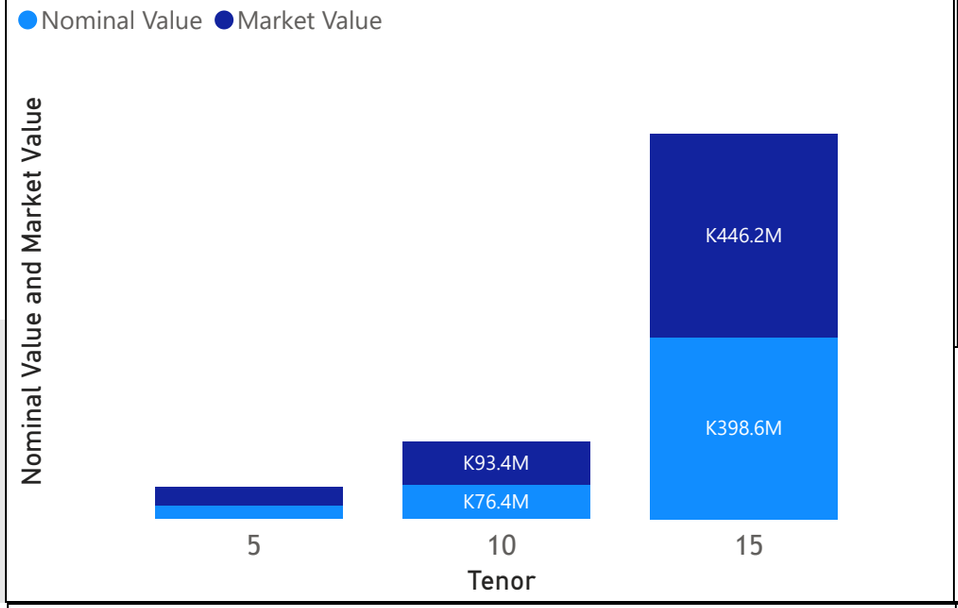

Range of Trade Prices (ZMW)*

Tenor	Min	Max
5	131.31	131.73
10	102.86	137.81
15	72.04	112.78

Range of Yields Rates*

Tenor	Min	Max
5	14.50	14.65
10	15.25	16.00
15	16.07	20.60

Market Value YTD

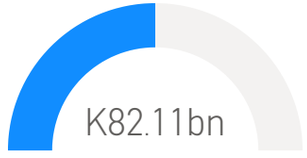

Nominal Value YTD

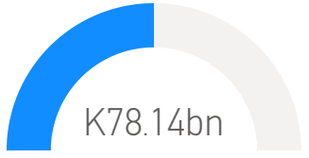

YTD trades



No. of Trades by Tenor

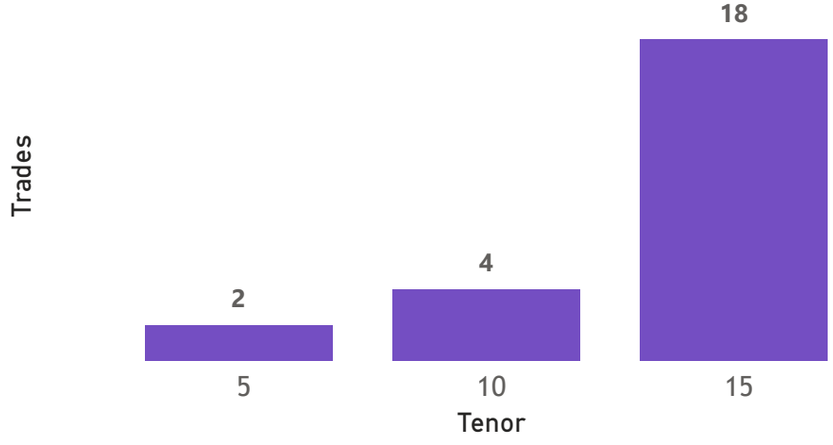

Primary Market June 2026 Auction

Tenor	Cut- Off Yield Rate	Coupon Rates	Range of Successful Yield Rates
2 Years	14.25	14.25	10.0000 – 14.2500
15 Years	17.50	17.59	12.5000 – 17.5000
10 Years	16.50	16.60	14.0000 – 16.5000
3 Years	14.50	14.50	5.0000 – 14.5000
7 Years	15.80	16.00	5.0000 – 15.8000

*Disclaimer: This content is prepared from information received by the Commission through third-party reports. The range of prices by tenor and range of yields by tenor are based on dealer submissions. The content is indicative and intended for informational purposes only and shall not in any way be deemed to be investment advice, guidance or recommendation of the SEC. Users are responsible for making investment decisions and are advised to obtain independent professional advice before acting on or using this information.

SECURITIES AND EXCHANGE COMMISSION
Protecting Investors in the Capital Markets

GRZ Bonds Secondary Market Trade Summary Report

ISIN Code	Coupon Rate	Issue Date	Maturity Date	Trade Date/ Valuation Date	Years To Maturity	Nominal Value	Market Value	Min Trade Price	Max Trade Price	Min Yield	Max Yield
ZM1000005372	14	25/07/2022	25/07/2037	04/08/2026	10	K2,725,000.00	K1,963,214.30	72.04	72.04	20.60	20.60
ZM1000006065	14	26/12/2023	26/12/2038	30/07/2026	12	K600,000.00	K485,669.94	80.94	80.94	18.22	18.22
ZM1000007113	20	27/05/2025	27/05/2040	04/08/2026	13	K25,000.00	K22,635.25	112.78	112.78	17.50	17.50
ZM1000005612	14	23/01/2023	23/01/2038	04/08/2026	11	K2,339,000.00	K1,999,940.29	85.50	85.50	17.00	17.00
ZM1000005851	14	24/07/2023	24/07/2038	04/08/2026	11	K1,149,000.00	K979,585.90	85.26	85.26	17.00	17.00
ZM1000007659	17.59	16/02/2026	16/02/2041	08/04/2026	14	K20,000,000.00	K22,327,858.90	111.66	111.66	16.95	16.95
ZM1000007659	17.59	16/02/2026	16/02/2041	04/08/2026	14	K165,204.00	K149,999.73	103.40	103.40	16.95	16.95
ZM1000007659	17.59	16/02/2026	16/02/2041	29/07/2026	14	K370,000,000.00	K416,805,780.54	112.65	112.65	16.75	16.75
ZM1000005943	14	02/10/2023	02/10/2038	30/07/2026	12	K1,598,000.00	K1,498,551.10	93.78	93.78	16.07	16.07
ZM1000007642	16.6	16/02/2026	16/02/2036	16/02/2026	10	K20,000,000.00	K22,109,905.48	102.86	102.86	16.00	16.00
ZM1000007584	17.19	26/01/2026	26/01/2036	04/08/2026	9	K522,422.00	K533,373.25	106.19	106.19	15.90	15.90
ZM1000007584	17.19	26/01/2026	26/01/2036	08/04/2026	9	K20,000,000.00	K21,341,290.96	106.66	106.66	15.90	15.90
ZM1000006743	22.5	25/11/2024	25/11/2034	29/07/2026	8	K35,855,494.00	K49,411,564.32	137.81	137.81	15.25	15.25
ZM1000006545	23.5	02/09/2024	02/09/2029	08/04/2026	3	K30,366,439.00	K39,968,592.57	131.31	131.73	14.50	14.65

Disclaimer: This content is prepared from information received by the Commission through third-party reports. The content is indicative and intended for informational purposes only and shall not in any way be deemed to be investment advice, guidance or recommendation of the SEC. Users are responsible for making investment decisions and are advised to obtain independent professional advice before acting on or using this information.