SECURITIES AND EXCHANGE COMMISSION
Protecting Investors in the Capital Markets

GRZ Bonds Secondary Market Trade Summary Report

Date

Friday, 31 July 2026

K839.8M
Total Nominal Value

K908.5M
Total Market Value

42
Number of Trades

Consideration and Nominal Value

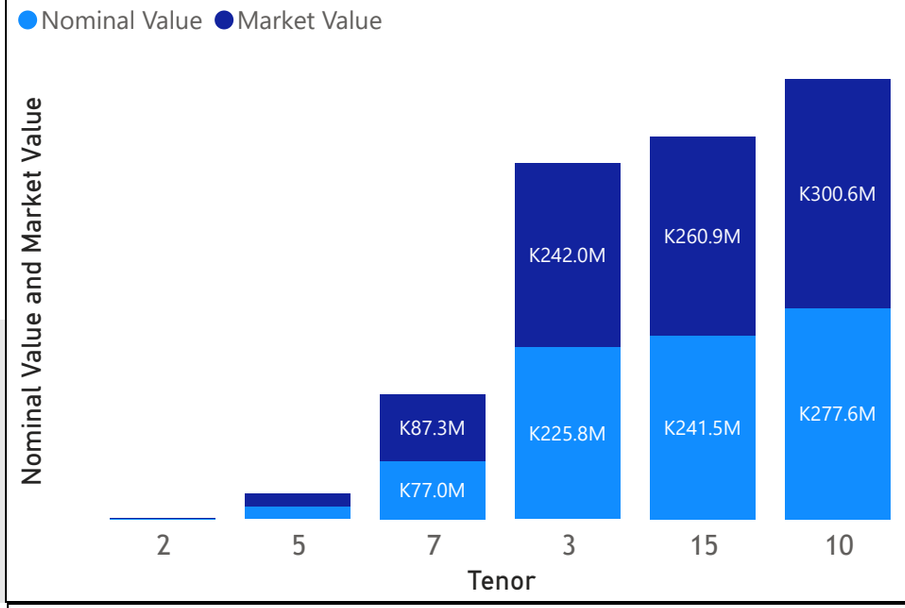

Range of Trade Prices (ZMW)*

Tenor	Min	Max
2	101.45	101.45
3	101.92	108.26
5	95.89	114.35
7	98.20	112.49
10	86.57	111.37
15	89.45	111.62

Range of Yields Rates*

Tenor	Min	Max
2	14.00	14.00
3	13.00	15.00
5	13.00	21.00
7	13.00	15.25
10	13.00	17.00
15	12.00	18.00

Market Value YTD

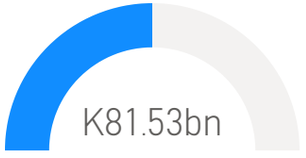

Nominal Value YTD

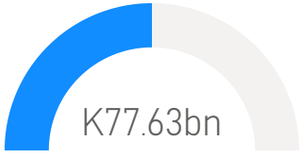

YTD trades



No. of Trades by Tenor

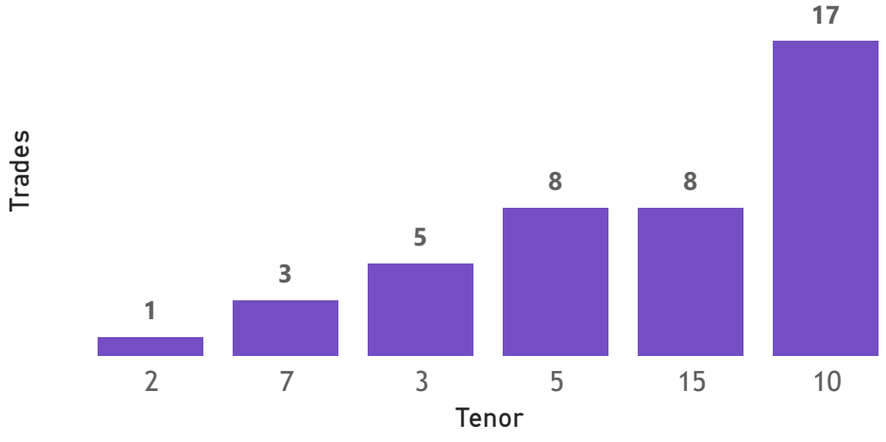

Primary Market June 2026 Auction

Tenor	Cut- Off Yield Rate	Coupon Rates	Range of Successful Yield Rates
2 Years	14.25	14.25	10.0000 – 14.2500
15 Years	17.50	17.59	12.5000 – 17.5000
10 Years	16.50	16.60	14.0000 – 16.5000
3 Years	14.50	14.50	5.0000 – 14.5000
7 Years	15.80	16.00	5.0000 – 15.8000

*Disclaimer: This content is prepared from information received by the Commission through third-party reports. The range of prices by tenor and range of yields by tenor are based on dealer submissions. The content is indicative and intended for informational purposes only and shall not in any way be deemed to be investment advice, guidance or recommendation of the SEC. Users are responsible for making investment decisions and are advised to obtain independent professional advice before acting on or using this information.

SECURITIES AND EXCHANGE COMMISSION
Protecting Investors in the Capital Markets

GRZ Bonds Secondary Market Trade Summary Report

ISIN Code	Coupon Rate	Issue Date	Maturity Date	Trade Date/ Valuation Date	Years To Maturity	Nominal Value	Market Value	Min Trade Price	Max Trade Price	Min Yield	Max Yield
ZM1000006842	20.8	20/01/2025	20/01/2030	16/07/2026	3	K70,000.00	K85,930.98	112.67	112.67	21.00	21.00
ZM1000007659	17.59	16/02/2026	16/02/2041	14/07/2026	14	K50,000,000.00	K53,560,236.67	99.89	99.89	18.00	18.00
ZM1000007105	19	27/05/2025	27/05/2035	10/07/2026	8	K185,000.00	K210,555.75	111.37	111.37	17.00	17.00
ZM1000007659	17.59	16/02/2026	16/02/2041	29/07/2026	14	K85,000,000.00	K94,874,317.26	111.62	111.62	16.90	16.90
ZM1000004748	14	22/03/2021	22/03/2036	28/07/2026	9	K839,000.00	K772,075.97	92.02	92.02	16.75	16.75
ZM1000007402	17.75	27/10/2025	27/10/2035	31/07/2026	9	K50,000.00	K54,574.48	104.53	104.53	16.75	16.75
ZM1000007642	16.6	16/02/2026	16/02/2036	16/02/2026	10	K88,000,000.00	K94,577,128.43	99.97	99.97	16.60	16.60
ZM1000005075	11	27/12/2021	27/12/2026	31/07/2026	0	K654,614.00	K648,094.74	98.84	99.22	15.50	16.50
ZM1000005810	13	26/06/2023	26/06/2033	29/07/2026	6	K420,000.00	K368,830.39	86.57	86.57	16.00	16.00
ZM1000005828	14	26/06/2023	26/06/2038	31/07/2026	11	K165,204.00	K149,999.73	89.45	89.45	16.00	16.00
ZM1000007642	16.6	16/02/2026	16/02/2036	14/07/2026	9	K897,500.00	K999,535.94	104.59	104.59	16.00	16.00
ZM1000007642	16.6	16/02/2026	16/02/2036	31/07/2026	9	K20,000,000.00	K22,208,589.66	103.36	103.36	15.90	16.00
ZM1000007642	16.6	16/02/2026	16/02/2036	29/07/2026	9	K75,000,000.00	K83,304,832.19	103.01	111.35	15.80	15.97
ZM1000007642	16.6	16/02/2026	16/02/2036	30/07/2026	9	K50,000,000.00	K55,677,104.79	103.85	103.85	15.80	15.80
ZM1000006024	13	27/11/2023	27/11/2033	31/07/2026	7	K25,000.00	K22,635.25	88.23	88.23	15.75	15.75
ZM1000007279	18.49	18/08/2025	18/08/2032	29/07/2026	6	K50,000,000.00	K60,371,989.04	112.49	112.49	15.25	15.25
ZM1000003872	14	23/04/2018	23/04/2033	29/07/2026	6	K20,000,000.00	K19,796,032.05	98.98	98.98	15.15	15.15
ZM1000006156	22	19/02/2024	19/02/2029	31/07/2026	2	K50,000.00	K62,055.19	114.35	114.35	15.02	15.02
ZM1000005430	11	19/09/2022	19/09/2027	28/07/2026	1	K133,000.00	K132,780.78	95.89	95.89	15.00	15.00
ZM1000005695	13	04/03/2023	04/03/2033	14/07/2026	6	K1,000,000.00	K952,797.11	91.65	91.65	15.00	15.00
ZM1000007493	16	22/12/2025	22/12/2028	22/07/2026	2	K70,000,000.00	K72,328,078.70	101.92	101.92	15.00	15.00
ZM1000006834	19.95	20/01/2025	20/01/2028	22/07/2026	1	K40,000,000.00	K43,241,715.12	107.72	107.72	14.00	14.00

Disclaimer: This content is prepared from information received by the Commission through third-party reports. The content is indicative and intended for informational purposes only and shall not in any way be deemed to be investment advice, guidance or recommendation of the SEC. Users are responsible for making investment decisions and are advised to obtain independent professional advice before acting on or using this information.