SECURITIES AND EXCHANGE COMMISSION
Protecting Investors in the Capital Markets

GRZ Bonds Secondary Market Trade Summary Report

Date

Thursday, 30 July 2026

K955.6M
Total Nominal Value

K1.0bn
Total Market Value

51
Number of Trades

Consideration and Nominal Value

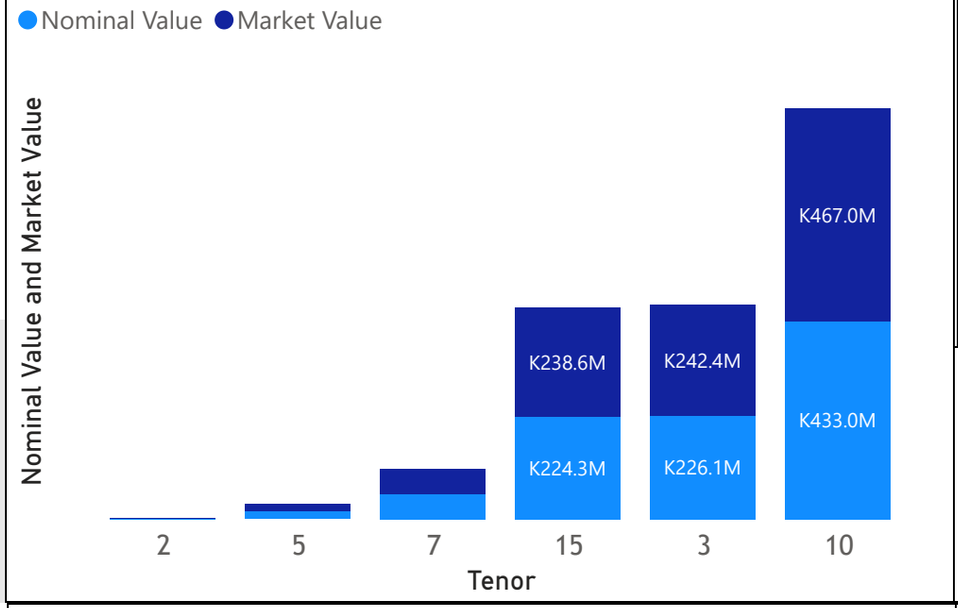

Range of Trade Prices (ZMW)*

Tenor	Min	Max
2	101.45	101.45
3	101.92	108.26
5	95.89	112.67
7	90.40	129.49
10	86.08	137.73
15	92.05	131.88

Range of Yields Rates*

Tenor	Min	Max
2	14.00	14.00
3	13.00	15.20
5	13.00	21.00
7	13.00	15.50
10	13.00	17.40
15	12.00	18.00

Market Value YTD

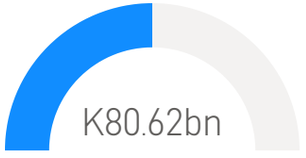

Nominal Value YTD

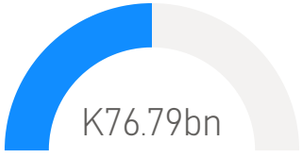

YTD trades



No. of Trades by Tenor

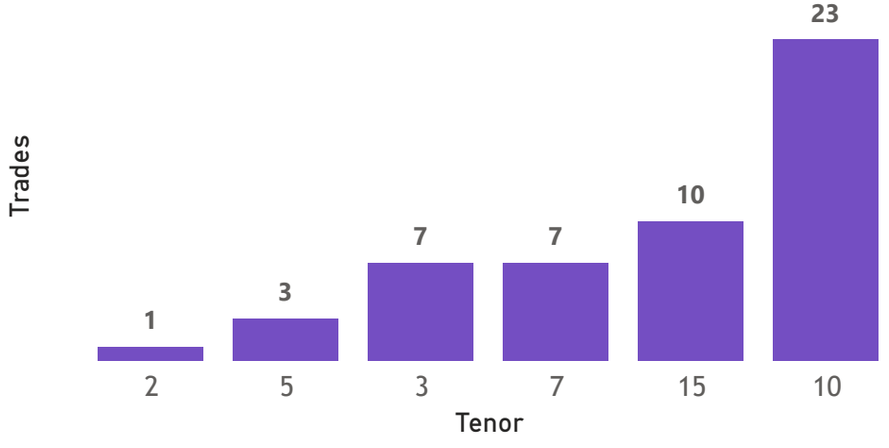

Primary Market June 2026 Auction

Tenor	Cut- Off Yield Rate	Coupon Rates	Range of Successful Yield Rates
2 Years	14.25	14.25	10.0000 – 14.2500
15 Years	17.50	17.59	12.5000 – 17.5000
10 Years	16.50	16.60	14.0000 – 16.5000
3 Years	14.50	14.50	5.0000 – 14.5000
7 Years	15.80	16.00	5.0000 – 15.8000

*Disclaimer: This content is prepared from information received by the Commission through third-party reports. The range of prices by tenor and range of yields by tenor are based on dealer submissions. The content is indicative and intended for informational purposes only and shall not in any way be deemed to be investment advice, guidance or recommendation of the SEC. Users are responsible for making investment decisions and are advised to obtain independent professional advice before acting on or using this information.

SECURITIES AND EXCHANGE COMMISSION
Protecting Investors in the Capital Markets

GRZ Bonds Secondary Market Trade Summary Report

ISIN Code	Coupon Rate	Issue Date	Maturity Date	Trade Date/ Valuation Date	Years To Maturity	Nominal Value	Market Value	Min Trade Price	Max Trade Price	Min Yield	Max Yield
ZM1000006842	20.8	20/01/2025	20/01/2030	01/01/2025	5	K70,000.00	K85,930.98	112.67	112.67	21.00	21.00
ZM1000007659	17.59	16/02/2026	16/02/2041	14/07/2026	14	K50,000,000.00	K53,560,236.67	99.89	99.89	18.00	18.00
ZM1000005901	13	21/08/2023	21/08/2033	30/07/2026	7	K50,000.00	K44,061.86	88.12	88.12	17.40	17.40
ZM1000006818	23.5	23/12/2024	23/12/2039	28/07/2026	13	K18,500,000.00	K24,838,838.48	131.88	131.88	17.30	17.30
ZM1000007105	19	27/05/2025	27/05/2035	10/07/2026	8	K185,000.00	K210,555.75	111.37	111.37	17.00	17.00
ZM1000007642	16.6	16/02/2026	16/02/2036	30/07/2026	9	K2,089,590.00	K2,246,833.64	107.31	107.52	16.57	16.62
ZM1000007642	16.6	16/02/2026	16/02/2036	28/07/2026	9	K240,000,000.00	K259,105,172.34	99.97	101.64	16.25	16.60
ZM1000005695	13	04/03/2023	04/03/2033	30/07/2026	6	K2,782,932.00	K2,569,822.12	86.08	95.89	15.00	16.50
ZM1000007170	20	23/06/2025	23/06/2040	05/08/2026	13	K122,000.00	K147,802.59	118.79	118.79	16.50	16.50
ZM1000007410	18.99	27/10/2025	27/10/2040	05/08/2026	14	K125,000.00	K148,272.30	113.42	113.42	16.50	16.50
ZM1000007584	17.19	26/01/2026	26/01/2036	28/07/2026	9	K31,466,000.00	K32,517,496.74	103.25	103.25	16.50	16.50
ZM1000005810	13	26/06/2023	26/06/2033	29/07/2026	6	K420,000.00	K368,830.39	86.57	86.57	16.00	16.00
ZM1000007642	16.6	16/02/2026	16/02/2036	18/08/4636	-2602	K897,500.00	K999,535.94	104.59	104.59	16.00	16.00
ZM1000007659	17.59	16/02/2026	16/02/2041	30/07/2026	14	K25,685.00	K30,000.00	108.85	108.85	16.00	16.00
ZM1000003872	14	23/04/2018	23/04/2033	30/07/2026	6	K70,500,000.00	K68,625,930.39	92.05	94.19	15.40	15.95
ZM1000007584	17.19	26/01/2026	26/01/2036	30/07/2026	9	K37,160,000.00	K39,712,692.46	106.82	106.82	15.85	15.85
ZM1000005687	12	03/04/2023	03/04/2030	30/07/2026	3	K1,310,000.00	K1,235,113.22	90.40	90.40	15.50	15.50
ZM1000006347	23	27/05/2024	27/05/2031	30/07/2026	4	K400,000.00	K518,089.60	129.49	129.49	15.30	15.30
ZM1000006859	21.5	20/01/2025	20/01/2032	30/07/2026	5	K1,420,000.00	K1,764,795.88	122.97	122.97	15.30	15.30
ZM1000006743	22.5	25/11/2024	25/11/2034	30/07/2026	8	K35,855,494.00	K49,411,564.32	137.73	137.73	15.25	15.25
ZM1000007139	15.5	23/06/2025	23/06/2028	30/07/2026	1	K80,000.00	K82,958.80	102.03	102.03	15.20	15.20
ZM1000005430	11	19/09/2022	19/09/2027	28/07/2026	1	K133,000.00	K132,780.78	95.89	95.89	15.00	15.00

Disclaimer: This content is prepared from information received by the Commission through third-party reports. The content is indicative and intended for informational purposes only and shall not in any way be deemed to be investment advice, guidance or recommendation of the SEC. Users are responsible for making investment decisions and are advised to obtain independent professional advice before acting on or using this information.