GRZ Bonds Secondary Market Trade Summary Report

SECURITIES AND EXCHANGE COMMISSION
Protecting Investors in the Capital Markets

Date

Friday, 28 August 2026

K130.4M
Total Nominal Value

K146.2M
Total Market Value

27
Number of Trades

Consideration and Nominal Value

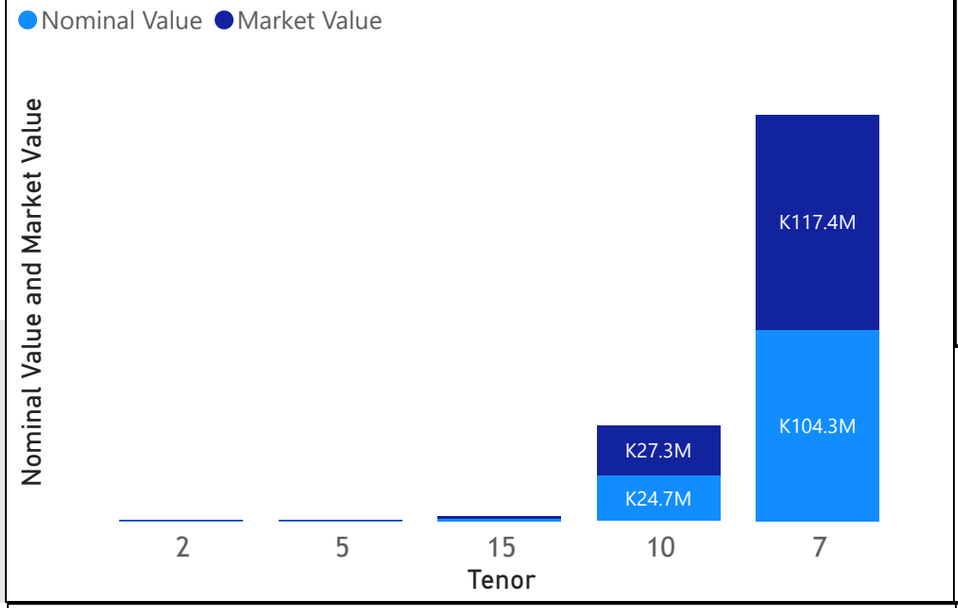

Range of Trade Prices (ZMW)*

Tenor	Min	Max
2	100.28	100.28
5	100.34	100.34
7	90.93	112.90
10	87.79	117.26
15	80.04	142.47

Range of Yields Rates*

Tenor	Min	Max
2	14.90	14.90
5	15.50	15.50
7	12.93	19.30
10	12.60	20.00
15	17.00	18.30

Market Value YTD

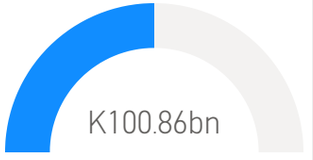

Nominal Value YTD



YTD trades



No. of Trades by Tenor

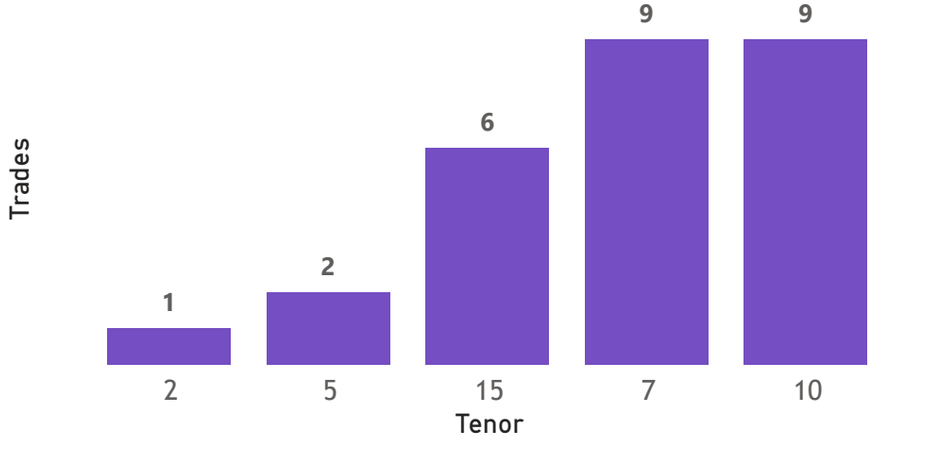

Primary Market August 2026 Auction

Tenor	Cut- Off Yield Rate	Coupon Rates	Range of Successful Yield Rates
2 Years	13.99	13.99	10.0000 - 13.9900
3 Years	14.09	14.09	9.0000 - 14.0900
7 Years	14.79	16.00	7.0000 - 14.7900
10 Years	15.50	16.60	14.5000 - 15.5000
15 Years	16.50	17.59	10.0000 - 16.5000

*Disclaimer: This content is prepared from information received by the Commission through third-party reports. The range of prices by tenor and range of yields by tenor are based on dealer submissions. The content is indicative and intended for informational purposes only and shall not in any way be deemed to be investment advice, guidance or recommendation of the SEC. Users are responsible for making investment decisions and are advised to obtain independent professional advice before acting on or using this information.

SECURITIES AND EXCHANGE COMMISSION
Protecting Investors in the Capital Markets

GRZ Bonds Secondary Market Trade Summary Report

ISIN Code	Coupon Rate	Issue Date	Maturity Date	Trade Date/ Valuation Date	Years To Maturity	Nominal Value	Market Value	Min Trade Price	Max Trade Price	Min Yield	Max Yield
ZM1000005687	12	03/04/2023	03/04/2030	28/08/2026	3	K1,245,000.00	K1,272,278.91	102.19	102.19	12.93	12.93
ZM1000003252	14	05/07/2017	05/07/2032	28/08/2026	5	K384,572.00	K350,530.96	91.05	91.05	17.00	17.00
ZM1000007642	16.6	16/02/2026	16/02/2036	28/08/2026	9	K2,980,576.00	K3,400,002.42	114.02	114.02	14.00	14.00
ZM1000006941	15.5	17/03/2025	17/03/2027	28/08/2026	0	K120,000.00	K128,693.98	100.28	100.28	14.90	14.90
ZM1000005455	13	19/09/2022	19/09/2032	28/08/2026	6	K931,000.00	K999,976.51	107.41	107.41	12.60	12.60
ZM1000005919	14	21/08/2023	21/08/2038	28/08/2026	11	K409,880.00	K328,051.94	80.04	80.04	18.20	18.20
ZM1000006107	23	22/01/2024	22/01/2031	28/08/2026	4	K250,000.00	K282,246.02	112.90	112.90	19.30	19.30
ZM1000006123	26.5	22/01/2024	22/01/2039	28/08/2026	12	K392,150.00	K558,815.36	142.47	142.47	18.30	18.30
ZM1000005604	12	23/01/2023	23/01/2030	28/08/2026	3	K880,000.00	K800,268.14	90.93	90.93	16.00	16.00
ZM1000007584	17.19	26/01/2026	26/01/2036	26/01/2026	9	K20,000,000.00	K22,075,553.70	108.87	108.87	15.37	15.37
ZM1000005331	13	27/06/2022	27/06/2032	28/08/2026	5	K400,062.00	K350,846.44	87.79	87.79	17.00	17.00
ZM1000005075	11	27/12/2021	27/12/2026	28/08/2026	0	K130,000.00	K130,465.78	100.34	100.34	15.50	15.50
ZM1000006685	22.5	28/10/2024	28/10/2034	28/08/2026	8	K400,000.00	K469,058.59	117.26	117.26	20.00	20.00
ZM1000007683	16	30/03/2026	30/03/2033	30/03/2026	6	K101,925,000.00	K115,013,768.41	106.19	107.90	14.11	14.50

Disclaimer: This content is prepared from information received by the Commission through third-party reports. The content is indicative and intended for informational purposes only and shall not in any way be deemed to be investment advice, guidance or recommendation of the SEC. Users are responsible for making investment decisions and are advised to obtain independent professional advice before acting on or using this information.