SECURITIES AND EXCHANGE COMMISSION
Protecting Investors in the Capital Markets

GRZ Bonds Secondary Market Trade Summary Report

Date

Wednesday, 26 August 2026

K3.0bn
Total Nominal Value

K3.3bn
Total Market Value

76
Number of Trades

Consideration and Nominal Value

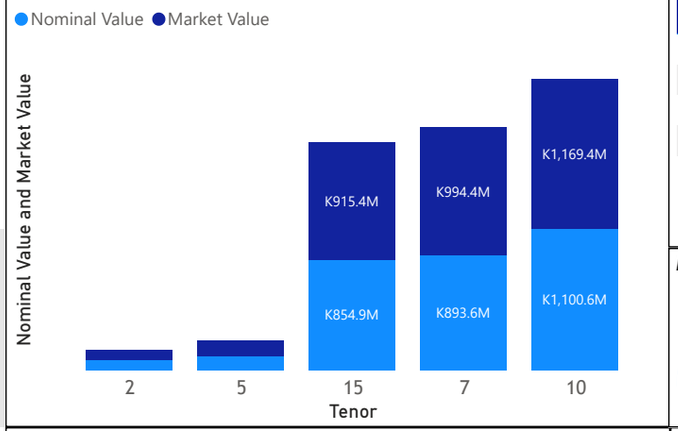

Range of Trade Prices (ZMW)*

Tenor	Min	Max
2	100.25	100.25
5	111.09	112.27
7	100.33	112.25
10	97.95	113.84
15	92.25	107.15

Range of Yields Rates*

Tenor	Min	Max
2	13.84	13.84
5	13.90	14.20
7	13.84	15.00
10	13.66	15.98
15	14.68	16.50

Market Value YTD

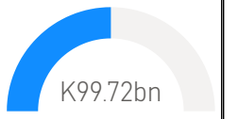

Nominal Value YTD



YTD trades

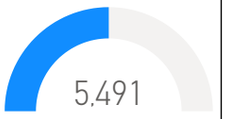

No. of Trades by Tenor

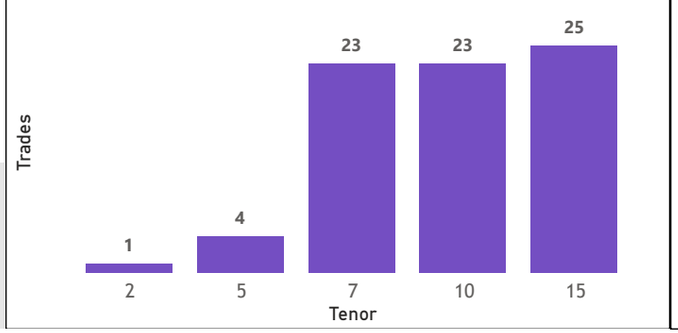

Primary Market August 2026 Auction

Tenor	Cut- Off Yield Rate	Coupon Rates	Range of Successful Yield Rates
2 Years	13.99	13.99	10.0000 - 13.9900
3 Years	14.09	14.09	9.0000 - 14.0900
7 Years	14.79	16.00	7.0000 - 14.7900
10 Years	15.50	16.60	14.5000 - 15.5000
15 Years	16.50	17.59	10.0000 - 16.5000

*Disclaimer: This content is prepared from information received by the Commission through third-party reports. The range of prices by tenor and range of yields by tenor are based on dealer submissions. The content is indicative and intended for informational purposes only and shall not in any way be deemed to be investment advice, guidance or recommendation of the SEC. Users are responsible for making investment decisions and are advised to obtain independent professional advice before acting on or using this information.

SECURITIES AND EXCHANGE COMMISSION
Protecting Investors in the Capital Markets

GRZ Bonds Secondary Market Trade Summary Report

ISIN Code	Coupon Rate	Issue Date	Maturity Date	Trade Date/ Valuation Date	Years To Maturity	Nominal Value	Market Value	Min Trade Price	Max Trade Price	Min Yield	Max Yield
ZM1000007642	16.6	16/02/2026	16/02/2036	16/02/2026	9	K148,000,000.00	K158,112,239.88	106.38	106.38	15.30	15.30
ZM1000007642	16.6	16/02/2026	16/02/2036	21/08/2026	9	K898,814,000.00	K957,913,667.69	106.58	106.58	15.35	15.35
ZM1000007642	16.6	16/02/2026	16/02/2036	26/08/2026	9	K4,645,000.00	K5,002,490.87	107.15	107.15	15.00	15.00
ZM1000007659	17.59	16/02/2026	16/02/2041	21/08/2026	14	K826,471,000.00	K885,561,344.26	107.15	107.15	16.37	16.37
ZM1000007659	17.59	16/02/2026	16/02/2041	25/08/2026	14	K25,000,000.00	K26,600,329.45	106.40	106.40	16.50	16.50
ZM1000007840	13.99	21/08/2026	21/08/2028	24/08/2026	1	K77,000,000.00	K77,251,834.30	100.25	100.25	13.84	13.84
ZM1000007501	16.49	22/12/2025	22/12/2030	25/08/2026	4	K46,000,000.00	K51,099,502.66	111.09	111.09	13.90	13.90
ZM1000007444	16.49	24/11/2025	24/11/2030	24/08/2026	4	K20,398,917.00	K22,703,370.36	111.30	111.30	14.20	14.20
ZM1000005372	14	25/07/2022	25/07/2037	26/08/2026	10	K256,000.00	K249,646.84	97.52	97.52	14.68	14.68
ZM1000004896	14	26/07/2021	26/07/2036	26/08/2026	9	K680,000.00	K636,448.04	92.41	92.41	15.52	15.52
ZM1000005570	13	27/12/2022	27/12/2032	21/08/2026	6	K2,012,000.00	K1,998,843.26	99.35	99.35	13.66	13.66
ZM1000005109	14	27/12/2021	27/12/2036	26/08/2026	10	K1,280,000.00	K1,210,268.16	92.25	92.25	15.52	15.52
ZM1000007048	19	28/04/2025	28/04/2035	26/08/2026	8	K75,000.00	K90,022.58	113.84	113.84	15.98	15.98
ZM1000004854	13	28/06/2021	28/06/2031	24/08/2026	4	K20,400,000.00	K19,981,957.05	97.95	97.95	14.20	14.20
ZM1000004854	13	28/06/2021	28/06/2031	25/08/2026	4	K26,693,762.00	K26,325,246.57	98.62	98.62	14.00	14.00
ZM1000004862	14	28/06/2021	28/06/2036	26/08/2026	9	K1,210,000.00	K1,145,555.40	92.41	92.41	15.52	15.52
ZM1000007329	18	29/09/2025	29/09/2030	29/09/2025	4	K40,000,000.00	K47,868,064.10	112.27	112.27	13.95	13.95
ZM1000007683	16	30/03/2026	30/03/2033	21/08/2026	6	K708,595,000.00	K786,154,389.21	100.33	112.25	13.84	14.64
ZM1000007683	16	30/03/2026	30/03/2033	26/08/2026	6	K160,000,000.00	K180,019,231.75	105.76	108.53	14.60	15.00
ZM1000007683	16	30/03/2026	30/03/2033	27/08/2026	6	K25,000,000.00	K28,202,319.52	106.19	106.19	14.50	14.50

Disclaimer: This content is prepared from information received by the Commission through third-party reports. The content is indicative and intended for informational purposes only and shall not in any way be deemed to be investment advice, guidance or recommendation of the SEC. Users are responsible for making investment decisions and are advised to obtain independent professional advice before acting on or using this information.