SECURITIES AND EXCHANGE COMMISSION
Protecting Investors in the Capital Markets

GRZ Bonds Secondary Market Trade Summary Report

Date

Monday, 17 August 2026

K171.3M
Total Nominal Value

K221.8M
Total Market Value

17
Number of Trades

Consideration and Nominal Value

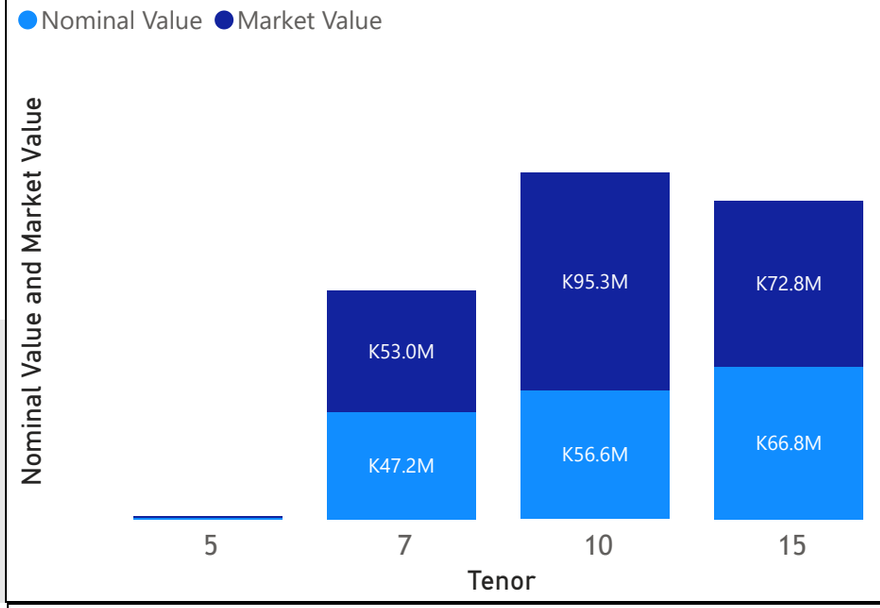

Range of Trade Prices (ZMW)*

Tenor	Min	Max
5	99.98	99.98
7	111.47	113.30
10	98.40	169.18
15	86.57	111.66

Range of Yields Rates*

Tenor	Min	Max
5	15.50	15.50
7	14.80	14.80
10	14.00	16.30
15	16.90	17.10

Market Value YTD



Nominal Value YTD

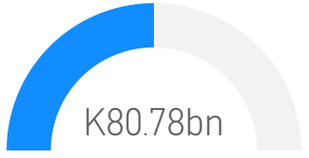

YTD trades



No. of Trades by Tenor

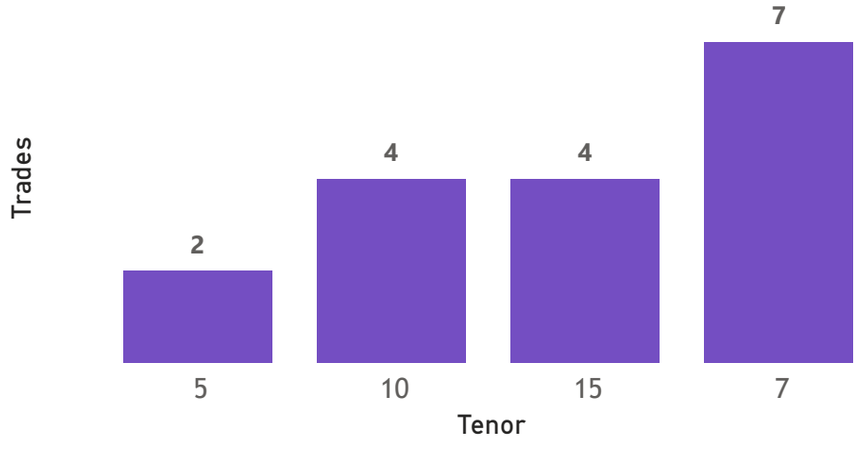

Primary Market June 2026 Auction

Tenor	Cut- Off Yield Rate	Coupon Rates	Range of Successful Yield Rates
2 Years	14.25	14.25	10.0000 – 14.2500
15 Years	17.50	17.59	12.5000 – 17.5000
10 Years	16.50	16.60	14.0000 – 16.5000
3 Years	14.50	14.50	5.0000 – 14.5000
7 Years	15.80	16.00	5.0000 – 15.8000

*Disclaimer: This content is prepared from information received by the Commission through third-party reports. The range of prices by tenor and range of yields by tenor are based on dealer submissions. The content is indicative and intended for informational purposes only and shall not in any way be deemed to be investment advice, guidance or recommendation of the SEC. Users are responsible for making investment decisions and are advised to obtain independent professional advice before acting on or using this information.

SECURITIES AND EXCHANGE COMMISSION
Protecting Investors in the Capital Markets

GRZ Bonds Secondary Market Trade Summary Report

ISIN Code	Coupon Rate	Issue Date	Maturity Date	Trade Date/ Valuation Date	Years To Maturity	Nominal Value	Market Value	Min Trade Price	Max Trade Price	Min Yield	Max Yield
ZM1000004680	14	25/01/2021	25/01/2036	12/08/2026	9	K61,000.00	K52,805.69	86.57	86.57	17.10	17.10
ZM1000007659	17.59	16/02/2026	16/02/2041	08/11/2026	14	K41,754,000.00	K46,624,163.68	111.66	111.66	16.90	16.90
ZM1000007659	17.59	16/02/2026	16/02/2041	14/08/2026	14	K25,000,000.00	K26,142,722.95	104.57	104.57	16.90	16.90
ZM1000006560	26.75	02/09/2024	02/09/2034	08/10/2026	7	K56,000,000.00	K94,741,284.82	169.18	169.18	16.30	16.30
ZM1000005075	11	27/12/2021	27/12/2026	17/08/2026	0	K642,942.00	K642,908.32	99.98	99.98	15.50	15.50
ZM1000007683	16	30/03/2026	30/03/2033	08/10/2026	6	K9,766,000.00	K11,064,983.42	113.30	113.30	14.80	14.80
ZM1000007683	16	30/03/2026	30/03/2033	08/11/2026	6	K26,200,000.00	K29,284,049.02	111.77	111.77	14.80	14.80
ZM1000007683	16	30/03/2026	30/03/2033	11/08/2026	6	K10,234,000.00	K11,518,580.52	112.55	112.55	14.80	14.80
ZM1000007683	16	30/03/2026	30/03/2033	12/08/2026	6	K1,000,000.00	K1,114,693.86	111.47	111.47	14.80	14.80
ZM1000006024	13	27/11/2023	27/11/2033	17/08/2026	7	K609,618.00	K599,999.84	98.40	98.40	14.00	14.00

Disclaimer: This content is prepared from information received by the Commission through third-party reports. The content is indicative and intended for informational purposes only and shall not in any way be deemed to be investment advice, guidance or recommendation of the SEC. Users are responsible for making investment decisions and are advised to obtain independent professional advice before acting on or using this information.