SECURITIES AND EXCHANGE COMMISSION
Protecting Investors in the Capital Markets

GRZ Bonds Secondary Market Trade Summary Report

Date

Tuesday, 11 August 2026

K237.2M
Total Nominal Value

K273.8M
Total Market Value

23
Number of Trades

Consideration and Nominal Value

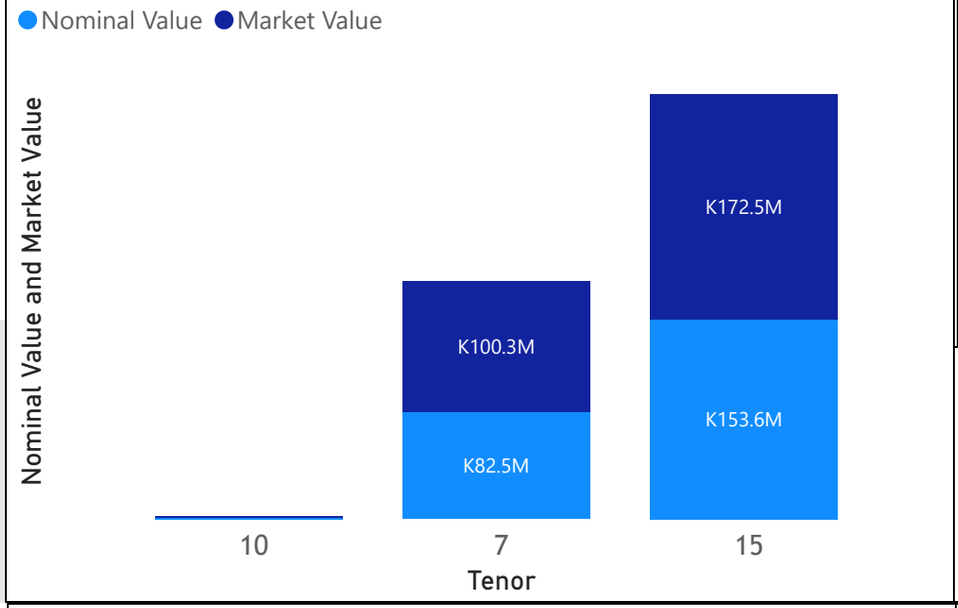

Range of Trade Prices (ZMW)*

Tenor	Min	Max
7	111.64	154.52
10	90.90	112.04
15	86.50	154.20

Range of Yields Rates*

Tenor	Min	Max
7	13.00	15.00
10	14.00	16.35
15	15.80	19.30

Market Value YTD



Nominal Value YTD

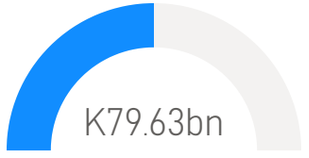

YTD trades

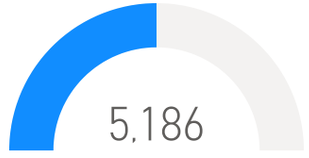

No. of Trades by Tenor

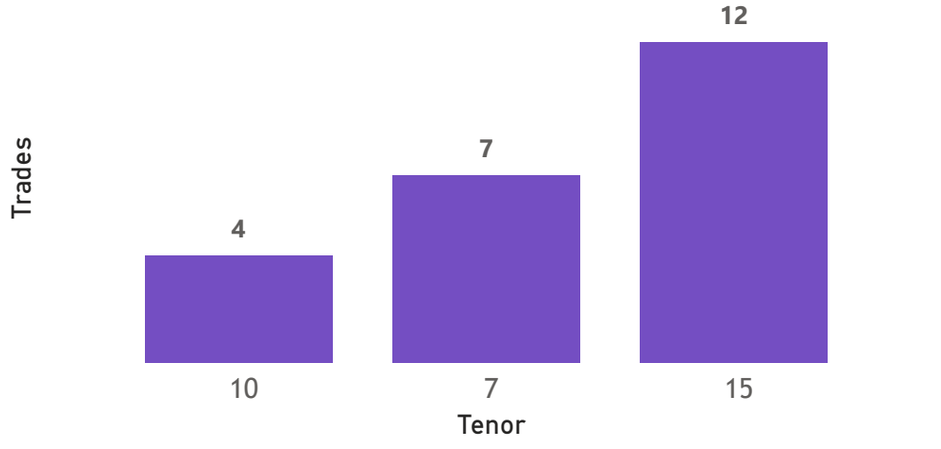

Primary Market June 2026 Auction

Tenor	Cut- Off Yield Rate	Coupon Rates	Range of Successful Yield Rates
2 Years	14.25	14.25	10.0000 – 14.2500
15 Years	17.50	17.59	12.5000 – 17.5000
10 Years	16.50	16.60	14.0000 – 16.5000
3 Years	14.50	14.50	5.0000 – 14.5000
7 Years	15.80	16.00	5.0000 – 15.8000

*Disclaimer: This content is prepared from information received by the Commission through third-party reports. The range of prices by tenor and range of yields by tenor are based on dealer submissions. The content is indicative and intended for informational purposes only and shall not in any way be deemed to be investment advice, guidance or recommendation of the SEC. Users are responsible for making investment decisions and are advised to obtain independent professional advice before acting on or using this information.

SECURITIES AND EXCHANGE COMMISSION
Protecting Investors in the Capital Markets

GRZ Bonds Secondary Market Trade Summary Report

ISIN Code	Coupon Rate	Issue Date	Maturity Date	Trade Date/ Valuation Date	Years To Maturity	Nominal Value	Market Value	Min Trade Price	Max Trade Price	Min Yield	Max Yield
ZM1000006123	26.5	22/01/2024	22/01/2039	08/11/2026	12	K600,000.00	K810,830.18	135.12	135.12	19.30	19.30
ZM1000006578	28.35	02/09/2024	02/09/2039	11/08/2026	13	K200,000.00	K333,468.71	154.20	154.20	17.54	17.54
ZM1000007659	17.59	16/02/2026	16/02/2041	08/11/2026	14	K50,000,000.00	K55,881,864.38	111.79	111.79	17.00	17.00
ZM1000006065	14	26/12/2023	26/12/2038	11/08/2026	12	K462,500.00	K400,075.45	86.50	86.50	16.98	16.98
ZM1000007659	17.59	16/02/2026	16/02/2041	14/08/2026	14	K20,000,000.00	K22,385,645.75	103.30	103.30	16.97	16.97
ZM1000007659	17.59	16/02/2026	16/02/2041	07/08/2026	14	K80,000,000.00	K90,398,602.74	113.00	113.00	16.75	16.75
ZM1000007105	19	27/05/2025	27/05/2035	12/08/2026	8	K350,000.00	K406,184.52	112.04	112.04	16.35	16.35
ZM1000005943	14	02/10/2023	02/10/2038	06/08/2026	12	K2,100,000.00	K1,999,686.30	95.22	95.22	15.83	15.83
ZM1000004805	14	31/05/2021	31/05/2036	08/11/2026	9	K276,876.00	K260,000.68	93.88	93.88	15.80	15.80
ZM1000005091	13	27/12/2021	27/12/2031	11/08/2026	5	K299,335.00	K276,883.50	90.90	90.90	15.55	15.55
ZM1000007337	18.5	29/09/2025	29/09/2032	07/08/2026	6	K15,000,000.00	K18,075,909.86	120.51	120.51	15.00	15.00
ZM1000007683	16	30/03/2026	30/03/2033	08/11/2026	6	K51,200,000.00	K57,205,276.07	111.64	111.72	14.60	14.60
ZM1000004854	13	28/06/2021	28/06/2031	08/11/2026	4	K407,710.00	K399,999.96	98.08	98.08	14.00	14.00
ZM1000006552	25	02/09/2024	02/09/2031	08/11/2026	4	K16,285,248.00	K24,999,998.26	152.22	154.52	13.00	13.50

Disclaimer: This content is prepared from information received by the Commission through third-party reports. The content is indicative and intended for informational purposes only and shall not in any way be deemed to be investment advice, guidance or recommendation of the SEC. Users are responsible for making investment decisions and are advised to obtain independent professional advice before acting on or using this information.