SECURITIES AND EXCHANGE COMMISSION
Protecting Investors in the Capital Markets

GRZ Bonds Secondary Market Trade Summary Report

Date

Thursday, 20 August 2026

K62.5M
Total Nominal Value

K62.0M
Total Market Value

20
Number of Trades

Consideration and Nominal Value

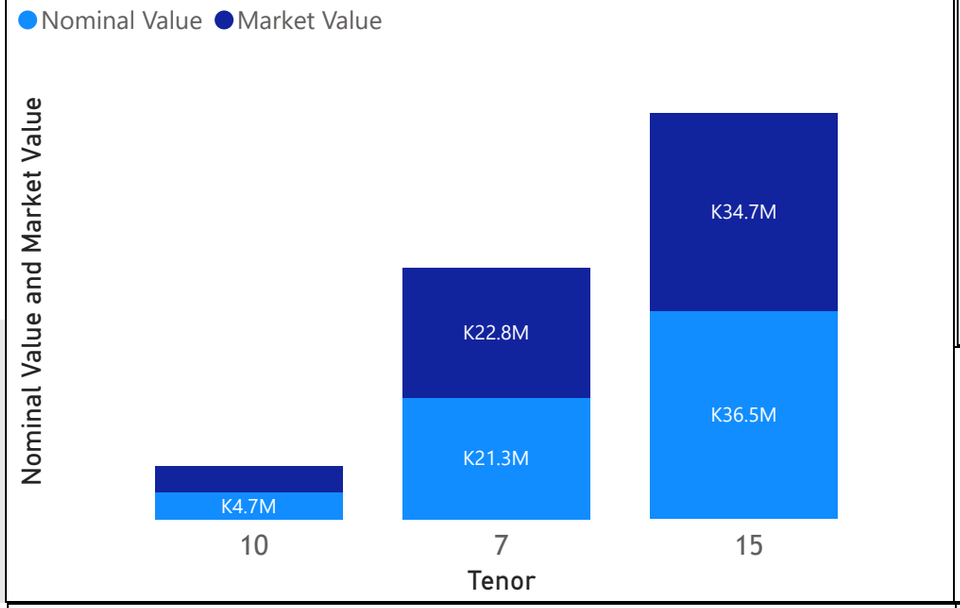

Range of Trade Prices (ZMW)*

Tenor	Min	Max
7	106.89	106.89
10	92.78	97.16
15	86.68	138.83

Range of Yields Rates*

Tenor	Min	Max
7	14.40	14.40
10	14.90	16.79
15	15.30	17.10

Market Value YTD



Nominal Value YTD

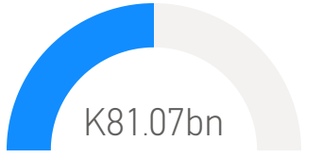

YTD trades



No. of Trades by Tenor

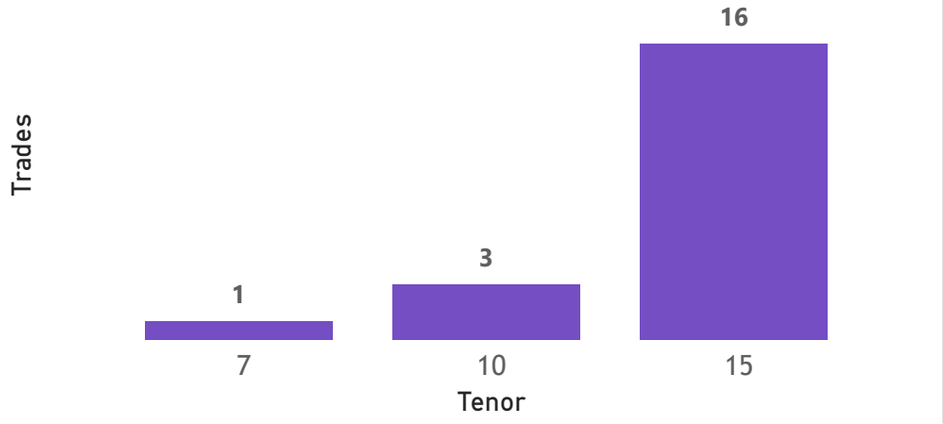

Primary Market June 2026 Auction

Tenor	Cut- Off Yield Rate	Coupon Rates	Range of Successful Yield Rates
2 Years	14.25	14.25	10.0000 – 14.2500
15 Years	17.50	17.59	12.5000 – 17.5000
10 Years	16.50	16.60	14.0000 – 16.5000
3 Years	14.50	14.50	5.0000 – 14.5000
7 Years	15.80	16.00	5.0000 – 15.8000

*Disclaimer: This content is prepared from information received by the Commission through third-party reports. The range of prices by tenor and range of yields by tenor are based on dealer submissions. The content is indicative and intended for informational purposes only and shall not in any way be deemed to be investment advice, guidance or recommendation of the SEC. Users are responsible for making investment decisions and are advised to obtain independent professional advice before acting on or using this information.

SECURITIES AND EXCHANGE COMMISSION
Protecting Investors in the Capital Markets

GRZ Bonds Secondary Market Trade Summary Report

ISIN Code	Coupon Rate	Issue Date	Maturity Date	Trade Date/ Valuation Date	Years To Maturity	Nominal Value	Market Value	Min Trade Price	Max Trade Price	Min Yield	Max Yield
ZM1000004680	14	25/01/2021	25/01/2036	17/08/2026	9	K248,000.00	K214,974.99	86.68	86.68	17.10	17.10
ZM1000007659	17.59	16/02/2026	16/02/2041	20/08/2026	14	K721,764.00	K760,006.86	104.16	106.26	16.50	16.85
ZM1000004979	13	20/09/2021	20/09/2031	17/08/2026	5	K394,000.00	K365,541.44	92.78	92.78	16.79	16.79
ZM1000005042	14	29/11/2021	29/11/2036	20/08/2026	10	K324,000.00	K294,590.48	90.89	90.89	16.54	16.54
ZM1000005133	14	24/01/2022	24/01/2037	20/08/2026	10	K1,062,164.00	K944,217.50	88.89	88.89	16.50	16.50
ZM1000005349	14	27/06/2022	27/06/2037	20/08/2026	10	K1,740,000.00	K1,561,191.64	89.66	89.66	16.50	16.50
ZM1000006990	21.8	17/03/2025	17/03/2040	20/08/2026	13	K300,000.00	K416,729.96	138.83	138.83	16.32	16.32
ZM1000004383	14	01/06/2020	01/06/2035	08/07/2026	8	K31,627,933.00	K29,977,762.42	93.25	96.48	15.30	16.00
ZM1000005919	14	21/08/2023	21/08/2038	18/08/2026	12	K504,000.00	K499,901.01	99.19	99.19	15.43	15.43
ZM1000005695	13	04/03/2023	04/03/2033	20/08/2026	6	K4,310,000.00	K4,192,223.52	97.16	97.16	14.90	14.90
ZM1000007634	16	16/02/2026	16/02/2033	20/08/2026	6	K21,292,765.00	K22,770,245.46	106.89	106.89	14.40	14.40

Disclaimer: This content is prepared from information received by the Commission through third-party reports. The content is indicative and intended for informational purposes only and shall not in any way be deemed to be investment advice, guidance or recommendation of the SEC. Users are responsible for making investment decisions and are advised to obtain independent professional advice before acting on or using this information.