SECURITIES AND EXCHANGE COMMISSION
Protecting Investors in the Capital Markets

GRZ Bonds Secondary Market Trade Summary Report

Date

Thursday, 9 July 2026

K280.1M
Total Nominal Value

K299.1M
Total Market Value

33
Number of Trades

Consideration and Nominal Value

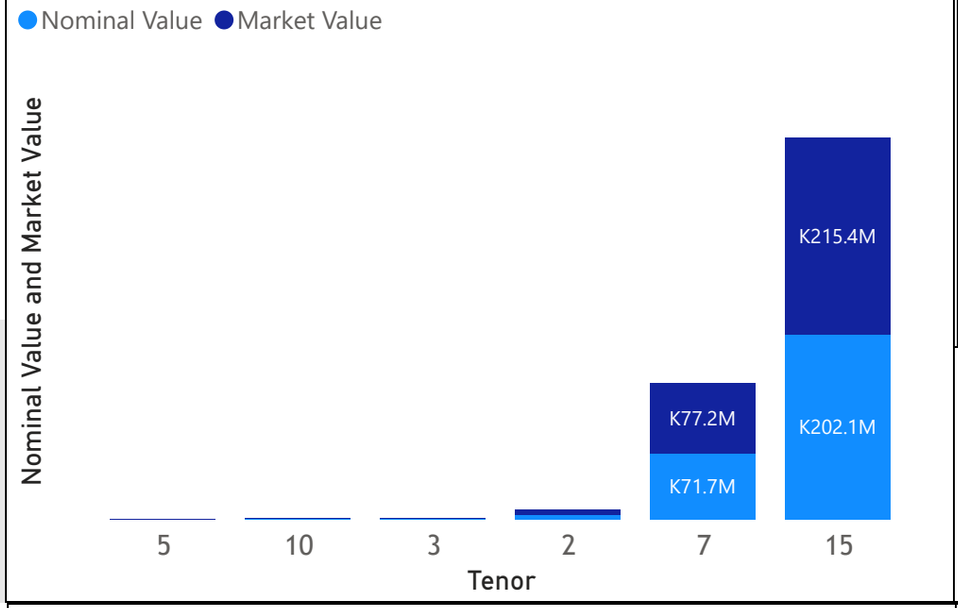

Range of Trade Prices (ZMW)*

Tenor	Min	Max
2	105.64	105.64
3	101.35	101.35
5	114.21	114.21
7	85.89	123.71
10	83.35	85.29
15	85.07	110.39

Range of Yields Rates*

Tenor	Min	Max
2	14.50	14.50
3	18.00	18.00
5	15.50	15.50
7	14.65	17.20
10	17.25	18.00
15	16.75	18.17

Market Value YTD

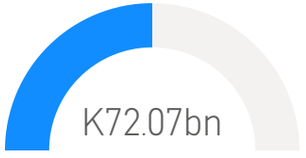

Nominal Value YTD



YTD trades



No. of Trades by Tenor

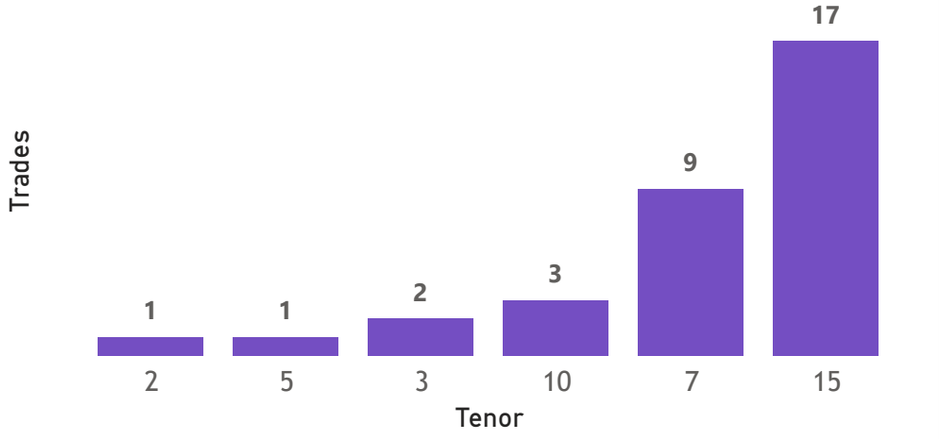

Primary Market June 2026 Auction

Tenor	Cut- Off Yield Rate	Coupon Rates	Range of Successful Yield Rates
2 Years	14.25	14.25	10.0000 – 14.2500
15 Years	17.50	17.59	12.5000 – 17.5000
10 Years	16.50	16.60	14.0000 – 16.5000
3 Years	14.50	14.50	5.0000 – 14.5000
7 Years	15.80	16.00	5.0000 – 15.8000

*Disclaimer: This content is prepared from information received by the Commission through third-party reports. The range of prices by tenor and range of yields by tenor are based on dealer submissions. The content is indicative and intended for informational purposes only and shall not in any way be deemed to be investment advice, guidance or recommendation of the SEC. Users are responsible for making investment decisions and are advised to obtain independent professional advice before acting on or using this information.

SECURITIES AND EXCHANGE COMMISSION
Protecting Investors in the Capital Markets

GRZ Bonds Secondary Market Trade Summary Report

ISIN Code	Coupon Rate	Issue Date	Maturity Date	Trade Date/ Valuation Date	Years To Maturity	Nominal Value	Market Value	Min Trade Price	Max Trade Price	Min Yield	Max Yield
ZM1000005919	14	21/08/2023	21/08/2038	03/07/2026	12	K455,000.00	K387,075.11	85.07	85.07	18.17	18.17
ZM1000005919	14	21/08/2023	21/08/2038	07/03/2026	12	K455,000.00	K387,075.11	85.07	85.07	18.17	18.17
ZM1000005901	13	21/08/2023	21/08/2033	07/09/2026	6	K176,000.00	K150,062.68	85.29	85.29	18.00	18.00
ZM1000007311	16.25	29/09/2025	29/09/2028	07/09/2026	2	K500,000.00	K506,995.58	101.35	101.35	18.00	18.00
ZM1000007410	18.99	27/10/2025	27/10/2040	07/09/2026	14	K200,000.00	K220,788.06	110.39	110.39	17.70	17.70
ZM1000007659	17.59	16/02/2026	16/02/2041	07/07/2026	14	K100,000,000.00	K106,774,524.66	99.88	106.77	17.60	17.60
ZM1000007659	17.59	16/02/2026	16/02/2041	07/08/2026	14	K100,000,000.00	K106,774,524.66	106.77	106.77	17.60	17.60
ZM1000005810	13	26/06/2023	26/06/2033	30/06/2026	6	K259,000.00	K215,888.72	83.35	83.35	17.25	17.25
ZM1000005802	12	26/06/2023	26/06/2030	03/07/2026	3	K180,000.00	K154,598.58	85.89	85.89	17.20	17.20
ZM1000005802	12	26/06/2023	26/06/2030	07/03/2026	4	K180,000.00	K154,598.58	85.89	85.89	17.20	17.20
ZM1000005349	14	27/06/2022	27/06/2037	09/07/2026	10	K1,000,000.00	K868,704.30	86.37	86.37	16.75	16.75
ZM1000007683	16	30/03/2026	30/03/2033	07/09/2026	6	K62,152,000.00	K65,174,256.79	104.56	105.10	15.85	15.95
ZM1000006271	22	30/04/2024	30/04/2029	09/07/2026	2	K30,000.00	K35,620.48	114.21	114.21	15.50	15.50
ZM1000006677	21.5	28/10/2024	28/10/2031	09/07/2026	5	K8,000,000.00	K10,259,257.32	123.71	123.71	14.85	14.85
ZM1000007279	18.49	18/08/2025	18/08/2032	03/07/2026	6	K1,227,000.00	K1,499,487.91	115.12	115.12	14.65	14.65
ZM1000007600	14.5	16/02/2026	16/02/2028	07/02/2026	2	K5,258,000.00	K5,554,431.42	105.64	105.64	14.50	14.50

Disclaimer: This content is prepared from information received by the Commission through third-party reports. The content is indicative and intended for informational purposes only and shall not in any way be deemed to be investment advice, guidance or recommendation of the SEC. Users are responsible for making investment decisions and are advised to obtain independent professional advice before acting on or using this information.