SECURITIES AND EXCHANGE COMMISSION
Protecting Investors in the Capital Markets

GRZ Bonds Secondary Market Trade Summary Report

Date

Wednesday, 8 July 2026

K645.2M
Total Nominal Value

K641.0M
Total Market Value

23
Number of Trades

Consideration and Nominal Value

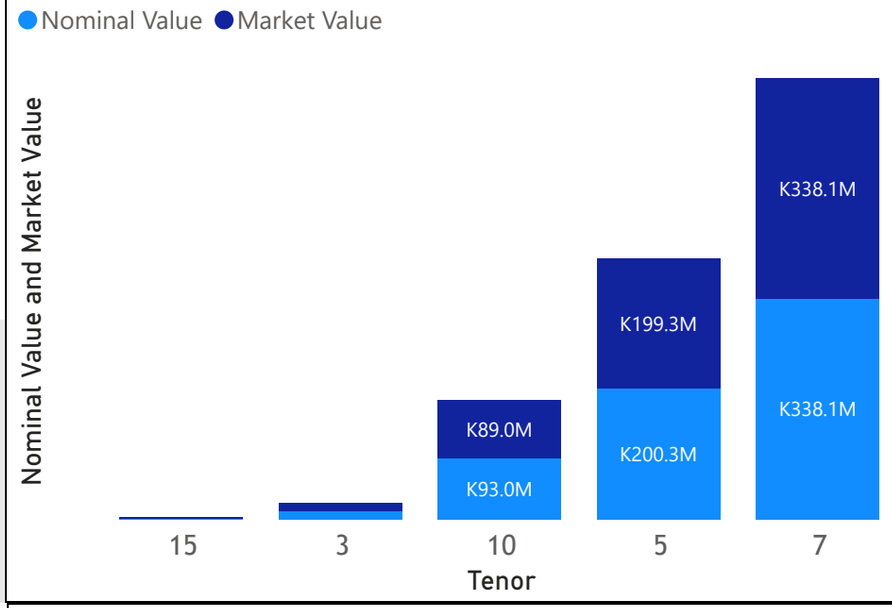

Range of Trade Prices (ZMW)*

Tenor	Min	Max
3	108.48	108.48
5	99.48	154.98
7	140.98	158.98
10	151.98	153.98
15	81.38	148.98

Range of Yields Rates*

Tenor	Min	Max
3	17.25	17.25
5	12.00	16.00
7	13.14	15.90
10	15.25	15.85
15	14.00	17.86

Market Value YTD

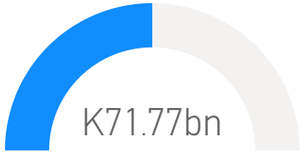

Nominal Value YTD



YTD trades

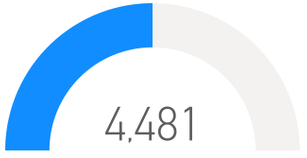

No. of Trades by Tenor

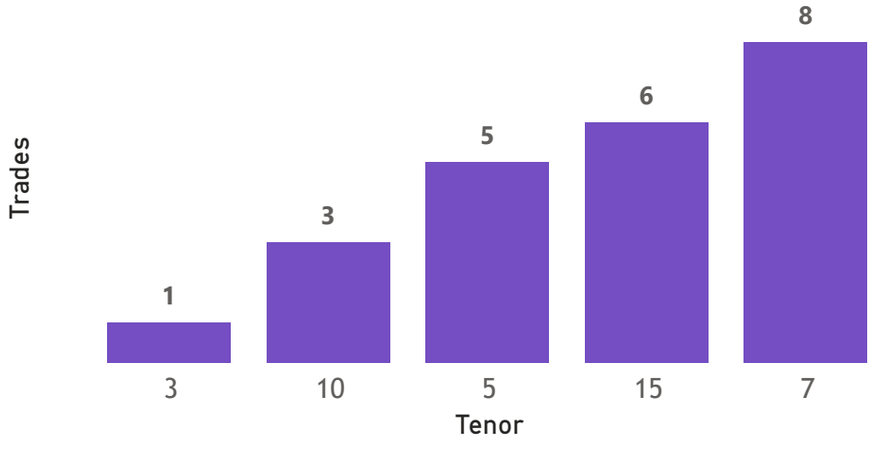

Primary Market June 2026 Auction

Tenor	Cut- Off Yield Rate	Coupon Rates	Range of Successful Yield Rates
2 Years	14.25	14.25	10.0000 – 14.2500
15 Years	17.50	17.59	12.5000 – 17.5000
10 Years	16.50	16.60	14.0000 – 16.5000
3 Years	14.50	14.50	5.0000 – 14.5000
7 Years	15.80	16.00	5.0000 – 15.8000

*Disclaimer: This content is prepared from information received by the Commission through third-party reports. The range of prices by tenor and range of yields by tenor are based on dealer submissions. The content is indicative and intended for informational purposes only and shall not in any way be deemed to be investment advice, guidance or recommendation of the SEC. Users are responsible for making investment decisions and are advised to obtain independent professional advice before acting on or using this information.

SECURITIES AND EXCHANGE COMMISSION
Protecting Investors in the Capital Markets

GRZ Bonds Secondary Market Trade Summary Report

ISIN Code	Coupon Rate	Issue Date	Maturity Date	Trade Date/ Valuation Date	Years To Maturity	Nominal Value	Market Value	Min Trade Price	Max Trade Price	Min Yield	Max Yield
ZM1000006065	14	26/12/2023	26/12/2038	07/02/2026	12	K585,000.00	K476,096.83	81.38	81.38	17.86	17.86
ZM1000006776	20	23/12/2024	23/12/2027	01/07/2026	1	K12,000,000.00	K13,017,626.14	108.48	108.48	17.25	17.25
ZM1000007659	17.59	16/02/2026	16/02/2041	07/08/2026	14	K419,390.00	K460,001.78	147.98	148.98	17.05	17.05
ZM1000006453	22.5	24/06/2024	24/06/2029	08/07/2026	2	K100,000.00	K115,763.16	150.98	150.98	16.00	16.00
ZM1000007279	18.49	18/08/2025	18/08/2032	08/07/2026	6	K2,817,000.00	K3,363,407.32	140.98	155.98	15.00	15.90
ZM1000004979	13	20/09/2021	20/09/2031	30/06/2026	5	K53,000,000.00	K49,717,352.79	153.98	153.98	15.85	15.85
ZM1000004672	13	25/01/2021	25/01/2031	02/07/2026	4	K40,000,000.00	K39,258,618.35	151.98	152.98	15.25	15.50
ZM1000005943	14	02/10/2023	02/10/2038	07/02/2026	12	K103,000.00	K99,557.37	96.66	96.66	15.46	15.46
ZM1000005943	14	02/10/2023	02/10/2038	02/07/2026	12	K103,000.00	K99,557.37	96.66	96.66	14.00	14.00
ZM1000006065	14	26/12/2023	26/12/2038	02/07/2026	12	K585,000.00	K476,096.83	81.38	81.38	14.00	14.00
ZM1000004581	12	30/11/2020	30/11/2027	08/07/2026	1	K167,652,202.00	K167,376,400.34	158.98	158.98	13.14	13.14
ZM1000004581	12	30/11/2020	30/11/2027	07/08/2026	1	K167,652,202.00	K167,376,400.34	149.98	149.98	13.14	13.14
ZM1000005075	11	27/12/2021	27/12/2026	30/06/2026	0	K200,000,000.00	K198,969,243.84	99.48	154.98	12.50	12.50
ZM1000004953	11	20/09/2021	20/09/2026	07/08/2026	0	K194,042.00	K200,002.00	145.98	146.98	12.00	12.00

Disclaimer: This content is prepared from information received by the Commission through third-party reports. The content is indicative and intended for informational purposes only and shall not in any way be deemed to be investment advice, guidance or recommendation of the SEC. Users are responsible for making investment decisions and are advised to obtain independent professional advice before acting on or using this information.