SECURITIES AND EXCHANGE COMMISSION
Protecting Investors in the Capital Markets

GRZ Bonds Secondary Market Trade Summary Report

Date

Tuesday, 28 July 2026

K989.4M
Total Nominal Value

K1.1bn
Total Market Value

80
Number of Trades

Consideration and Nominal Value

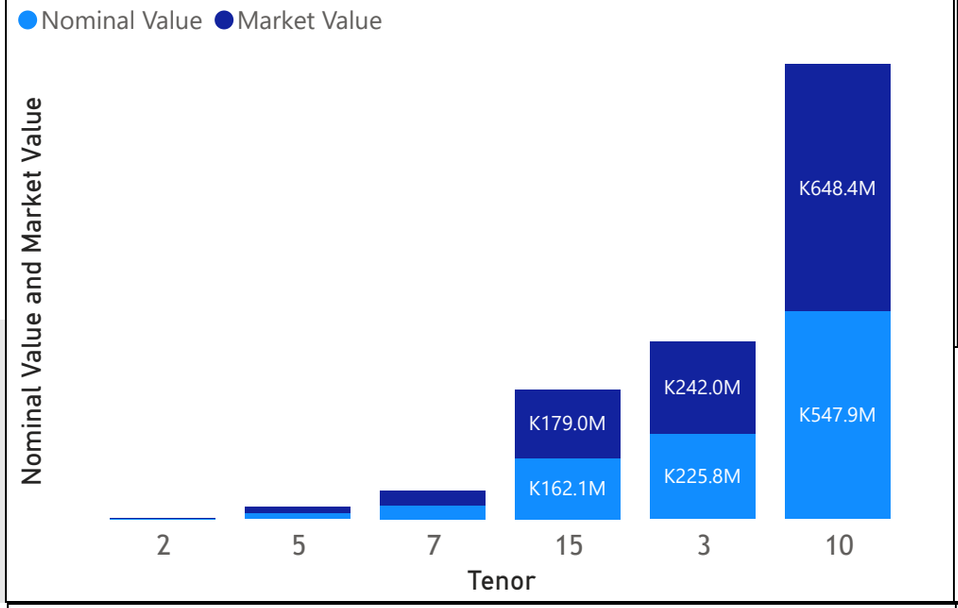

Range of Trade Prices (ZMW)*

Tenor	Min	Max
2	101.45	101.45
3	101.92	108.26
5	92.66	113.53
7	98.20	129.28
10	79.03	156.86
15	77.84	137.38

Range of Yields Rates*

Tenor	Min	Max
2	14.00	14.00
3	13.00	15.00
5	13.00	21.00
7	13.00	15.55
10	13.00	20.50
15	12.00	22.10

Market Value YTD

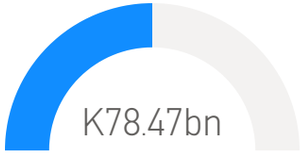

Nominal Value YTD

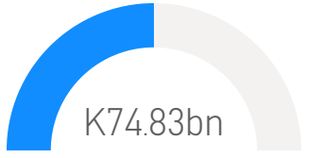

YTD trades

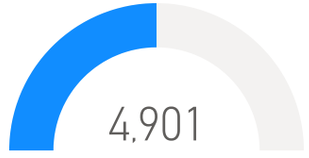

No. of Trades by Tenor

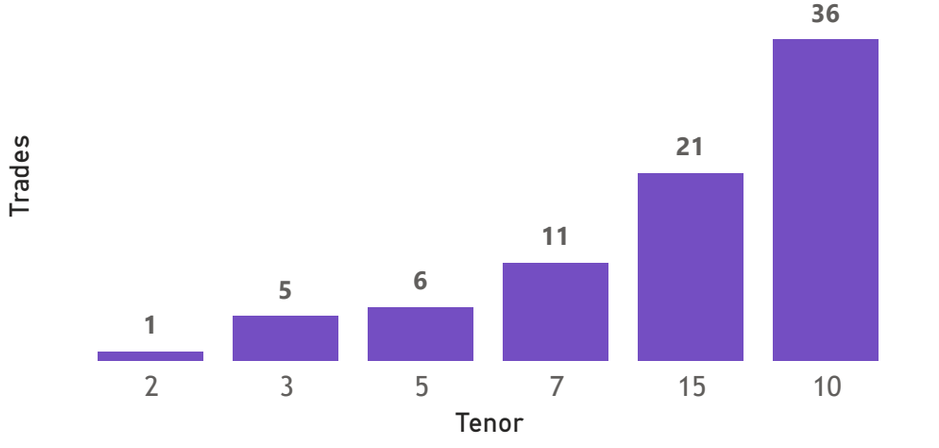

Primary Market June 2026 Auction

Tenor	Cut- Off Yield Rate	Coupon Rates	Range of Successful Yield Rates
2 Years	14.25	14.25	10.0000 – 14.2500
15 Years	17.50	17.59	12.5000 – 17.5000
10 Years	16.50	16.60	14.0000 – 16.5000
3 Years	14.50	14.50	5.0000 – 14.5000
7 Years	15.80	16.00	5.0000 – 15.8000

*Disclaimer: This content is prepared from information received by the Commission through third-party reports. The range of prices by tenor and range of yields by tenor are based on dealer submissions. The content is indicative and intended for informational purposes only and shall not in any way be deemed to be investment advice, guidance or recommendation of the SEC. Users are responsible for making investment decisions and are advised to obtain independent professional advice before acting on or using this information.

SECURITIES AND EXCHANGE COMMISSION
Protecting Investors in the Capital Markets

GRZ Bonds Secondary Market Trade Summary Report

ISIN Code	Coupon Rate	Issue Date	Maturity Date	Trade Date/ Valuation Date	Years To Maturity	Nominal Value	Market Value	Min Trade Price	Max Trade Price	Min Yield	Max Yield
ZM1000006578	28.35	02/09/2024	02/09/2039	28/07/2026	13	K730,000.00	K1,002,845.49	137.38	137.38	22.10	22.10
ZM1000006420	27.25	24/06/2024	24/06/2039	28/07/2026	12	K15,000.00	K18,701.90	124.68	124.68	22.00	22.00
ZM1000006842	20.8	20/01/2025	20/01/2030	16/07/2026	3	K70,000.00	K85,930.98	112.67	112.67	21.00	21.00
ZM1000005455	13	19/09/2022	19/09/2032	28/07/2026	6	K505,000.00	K399,087.12	79.03	79.03	20.50	20.50
ZM1000006172	24.97	19/02/2024	19/02/2034	28/07/2026	7	K2,000,000.00	K2,575,437.06	128.86	128.86	20.25	20.25
ZM1000005612	14	23/01/2023	23/01/2038	28/07/2026	11	K5,000.00	K3,892.09	77.84	77.84	18.81	18.81
ZM1000007659	17.59	16/02/2026	16/02/2041	14/07/2026	14	K50,000,000.00	K53,560,236.67	99.89	99.89	18.00	18.00
ZM1000004748	14	22/03/2021	22/03/2036	24/07/2026	9	K839,000.00	K736,354.97	87.77	87.77	17.76	17.76
ZM1000007659	17.59	16/02/2026	16/02/2041	28/07/2026	14	K1,600,000.00	K1,715,981.76	107.27	107.27	17.70	17.70
ZM1000006990	21.8	17/03/2025	17/03/2040	28/07/2026	13	K1,050,280.00	K1,371,663.44	130.54	130.54	17.40	17.40
ZM1000006818	23.5	23/12/2024	23/12/2039	28/07/2026	13	K18,500,000.00	K24,838,838.48	134.26	134.26	17.30	17.30
ZM1000007535	18.99	22/12/2025	22/12/2040	28/07/2026	14	K179,240.00	K200,000.32	111.58	111.58	17.15	17.15
ZM1000006818	23.5	23/12/2024	23/12/2039	29/07/2026	13	K1,106,200.00	K1,506,494.04	133.87	133.87	17.00	17.00
ZM1000007105	19	27/05/2025	27/05/2035	10/07/2026	8	K185,000.00	K210,555.75	111.37	111.37	17.00	17.00
ZM1000004748	14	22/03/2021	22/03/2036	28/07/2026	9	K839,000.00	K772,075.97	87.00	87.00	16.75	16.75
ZM1000007642	16.6	16/02/2026	16/02/2036	28/07/2026	9	K130,089,518.00	K140,125,768.07	99.97	107.47	16.25	16.60
ZM1000005042	14	29/11/2021	29/11/2036	28/07/2026	10	K665,922.00	K600,000.94	90.08	90.08	16.50	16.50
ZM1000006297	24.97	30/04/2024	30/04/2034	28/07/2026	7	K1,000,000.00	K1,429,046.86	142.88	142.88	16.40	16.40
ZM1000006982	21.48	17/03/2025	17/03/2035	28/07/2026	8	K3,124,776.00	K4,088,344.68	130.77	130.77	16.40	16.40
ZM1000006925	22.49	16/02/2025	16/02/2035	24/07/2026	8	K15,000,000.00	K20,606,856.99	127.46	127.46	16.40	16.40
ZM1000007162	19	23/06/2025	23/06/2035	24/07/2026	8	K21,970,000.00	K24,984,881.10	111.90	111.90	16.40	16.40
ZM1000007220	19	21/07/2025	21/07/2035	28/07/2026	8	K50,000,000.00	K56,303,541.78	112.24	112.24	16.35	16.35

Disclaimer: This content is prepared from information received by the Commission through third-party reports. The content is indicative and intended for informational purposes only and shall not in any way be deemed to be investment advice, guidance or recommendation of the SEC. Users are responsible for making investment decisions and are advised to obtain independent professional advice before acting on or using this information.