SECURITIES AND EXCHANGE COMMISSION
Protecting Investors in the Capital Markets

GRZ Bonds Secondary Market Trade Summary Report

Date

Monday, 27 July 2026

K114.9M
Total Nominal Value

K145.2M
Total Market Value

17
Number of Trades

Consideration and Nominal Value

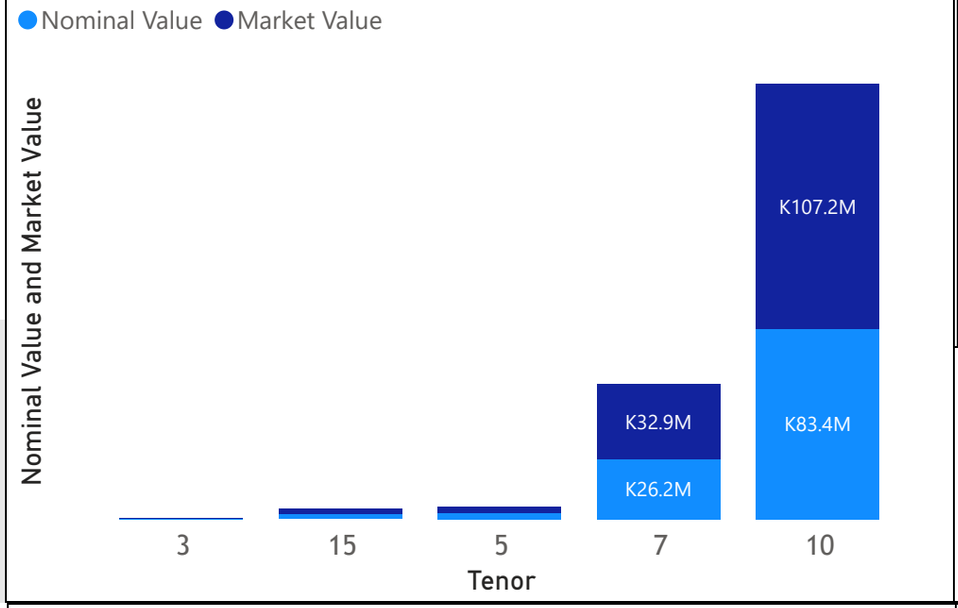

Range of Trade Prices (ZMW)*

Tenor	Min	Max
3	109.79	109.79
5	88.52	113.74
7	94.94	126.91
10	95.73	158.61
15	85.03	85.03

Range of Yields Rates*

Tenor	Min	Max
3	18.50	18.50
5	12.00	19.00
7	15.20	15.35
10	13.40	16.35
15	18.23	18.23

Market Value YTD

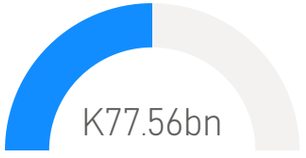

Nominal Value YTD

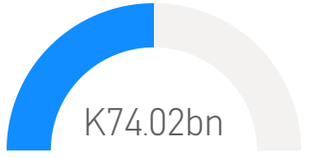

YTD trades



No. of Trades by Tenor

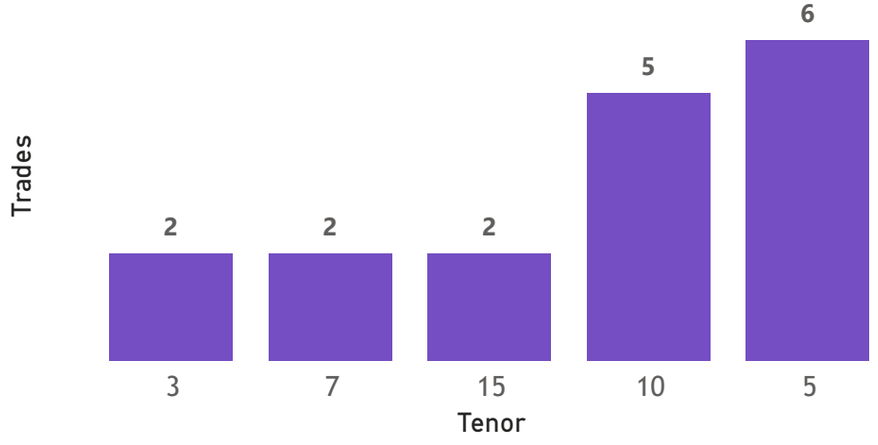

Primary Market June 2026 Auction

Tenor	Cut- Off Yield Rate	Coupon Rates	Range of Successful Yield Rates
2 Years	14.25	14.25	10.0000 – 14.2500
15 Years	17.50	17.59	12.5000 – 17.5000
10 Years	16.50	16.60	14.0000 – 16.5000
3 Years	14.50	14.50	5.0000 – 14.5000
7 Years	15.80	16.00	5.0000 – 15.8000

*Disclaimer: This content is prepared from information received by the Commission through third-party reports. The range of prices by tenor and range of yields by tenor are based on dealer submissions. The content is indicative and intended for informational purposes only and shall not in any way be deemed to be investment advice, guidance or recommendation of the SEC. Users are responsible for making investment decisions and are advised to obtain independent professional advice before acting on or using this information.

SECURITIES AND EXCHANGE COMMISSION
Protecting Investors in the Capital Markets

GRZ Bonds Secondary Market Trade Summary Report

ISIN Code	Coupon Rate	Issue Date	Maturity Date	Trade Date/ Valuation Date	Years To Maturity	Nominal Value	Market Value	Min Trade Price	Max Trade Price	Min Yield	Max Yield
ZM1000005794	11	26/06/2023	26/06/2028	27/07/2026	1	K56,000.00	K49,571.51	88.52	88.52	19.00	19.00
ZM1000006727	20.74	25/11/2024	25/11/2029	27/07/2026	3	K499,999.00	K543,088.32	108.62	108.62	18.60	18.60
ZM1000006891	19.45	16/02/2025	16/02/2028	27/07/2026	1	K200,000.00	K219,438.46	109.79	109.79	18.50	18.50
ZM1000005463	14	19/09/2022	19/09/2037	22/07/2026	11	K2,468,000.00	K2,098,523.16	85.03	85.03	18.23	18.23
ZM1000006669	21.49	28/10/2024	28/10/2029	22/07/2026	3	K928,000.00	K1,055,486.84	113.74	113.74	17.91	17.91
ZM1000007220	19	21/07/2025	21/07/2035	27/07/2026	8	K50,000,000.00	K56,303,541.78	112.61	112.61	16.35	16.35
ZM1000006560	26.75	02/09/2024	02/09/2034	27/07/2026	8	K30,000,000.00	K47,614,608.90	158.61	158.61	16.00	16.00
ZM1000006677	21.5	28/10/2024	28/10/2031	27/07/2026	5	K25,000,000.00	K31,739,144.52	126.91	126.91	15.35	15.35
ZM1000005687	12	03/04/2023	03/04/2030	27/07/2026	3	K1,245,000.00	K1,182,015.72	94.94	94.94	15.20	15.20
ZM1000005570	13	27/12/2022	27/12/2032	22/07/2026	6	K3,132,000.00	K2,998,194.48	95.73	95.73	14.29	14.29
ZM1000005331	13	27/06/2022	27/06/2032	27/07/2026	5	K301,000.00	K299,307.15	99.44	99.44	13.40	13.40
ZM1000005885	11	21/08/2023	24/07/2028	27/07/2026	1	K1,068,712.00	K1,099,998.62	102.96	102.96	12.00	12.00

Disclaimer: This content is prepared from information received by the Commission through third-party reports. The content is indicative and intended for informational purposes only and shall not in any way be deemed to be investment advice, guidance or recommendation of the SEC. Users are responsible for making investment decisions and are advised to obtain independent professional advice before acting on or using this information.