SECURITIES AND EXCHANGE COMMISSION
Protecting Investors in the Capital Markets

GRZ Bonds Secondary Market Trade Summary Report

Date

Friday, 24 July 2026

K405.2M
Total Nominal Value

K443.6M
Total Market Value

19
Number of Trades

Consideration and Nominal Value

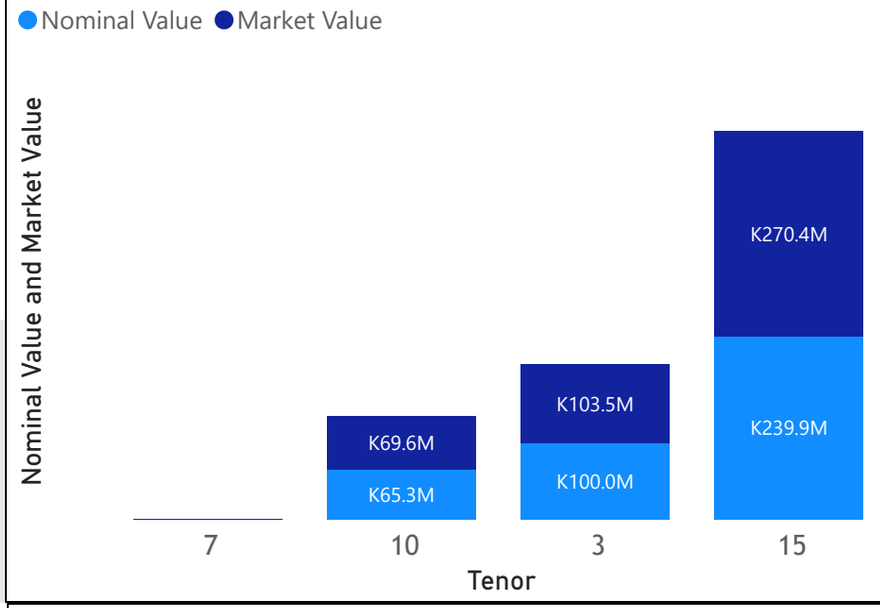

Range of Trade Prices (ZMW)*

Tenor	Min	Max
3	101.64	101.97
7	92.23	92.23
10	93.30	107.10
15	87.67	141.03

Range of Yields Rates*

Tenor	Min	Max
3	15.14	15.19
7	15.00	15.00
10	13.00	16.65
15	15.95	20.00

Market Value YTD

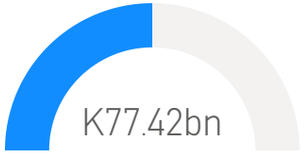

Nominal Value YTD

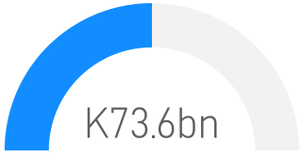

YTD trades



No. of Trades by Tenor

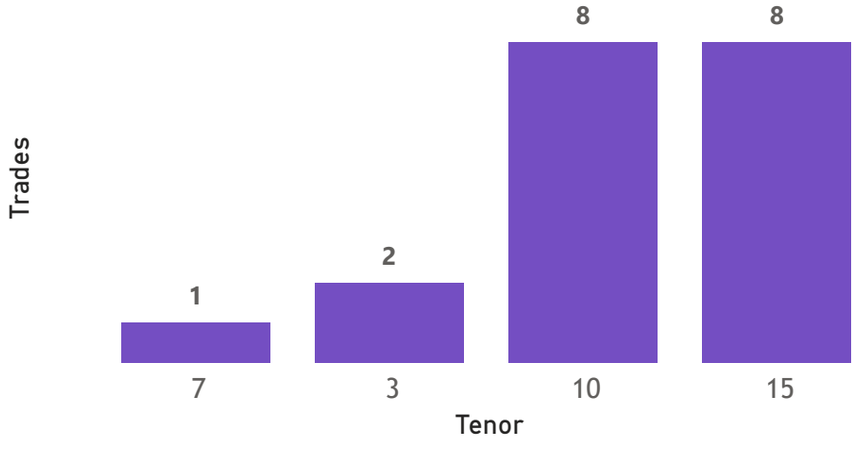

Primary Market June 2026 Auction

Tenor	Cut- Off Yield Rate	Coupon Rates	Range of Successful Yield Rates
2 Years	14.25	14.25	10.0000 – 14.2500
15 Years	17.50	17.59	12.5000 – 17.5000
10 Years	16.50	16.60	14.0000 – 16.5000
3 Years	14.50	14.50	5.0000 – 14.5000
7 Years	15.80	16.00	5.0000 – 15.8000

*Disclaimer: This content is prepared from information received by the Commission through third-party reports. The range of prices by tenor and range of yields by tenor are based on dealer submissions. The content is indicative and intended for informational purposes only and shall not in any way be deemed to be investment advice, guidance or recommendation of the SEC. Users are responsible for making investment decisions and are advised to obtain independent professional advice before acting on or using this information.

SECURITIES AND EXCHANGE COMMISSION
Protecting Investors in the Capital Markets

GRZ Bonds Secondary Market Trade Summary Report

ISIN Code	Coupon Rate	Issue Date	Maturity Date	Trade Date/ Valuation Date	Years To Maturity	Nominal Value	Market Value	Min Trade Price	Max Trade Price	Min Yield	Max Yield
ZM1000006180	26.5	19/02/2024	19/02/2039	24/07/2026	12	K113,524.00	K159,998.72	141.03	141.03	20.00	20.00
ZM1000007238	20.2	21/07/2025	21/07/2040	24/07/2026	14	K198,688,000.00	K231,082,046.61	115.97	116.30	17.15	17.15
ZM1000005042	14	29/11/2021	29/11/2036	24/07/2026	10	K1,070,000.00	K938,310.24	87.67	87.67	17.00	17.00
ZM1000007642	16.6	16/02/2026	16/02/2036	24/07/2026	9	K62,000,000.00	K66,400,680.15	107.10	107.10	16.65	16.65
ZM1000003872	14	23/04/2018	23/04/2033	24/07/2026	6	K40,000,000.00	K38,240,610.41	95.39	95.81	15.95	16.05
ZM1000007071	16.5	27/05/2025	27/05/2028	22/07/2026	1	K30,000,000.00	K31,378,625.34	101.97	101.97	15.19	15.19
ZM1000007493	16	22/12/2025	22/12/2028	22/07/2026	2	K70,000,000.00	K72,132,927.81	101.64	101.64	15.14	15.14
ZM1000005802	12	26/06/2023	26/06/2030	24/07/2026	3	K50,000.00	K46,113.12	92.23	92.23	15.00	15.00
ZM1000004854	13	28/06/2021	28/06/2031	23/07/2026	4	K225,116.00	K212,035.66	93.30	93.30	14.96	14.96
ZM1000005810	13	26/06/2023	26/06/2033	21/07/2026	6	K1,052,000.00	K998,915.66	94.95	94.95	14.40	14.40
ZM1000004854	13	28/06/2021	28/06/2031	24/07/2026	4	K1,979,424.00	K2,000,001.94	101.01	101.01	13.00	13.00

Disclaimer: This content is prepared from information received by the Commission through third-party reports. The content is indicative and intended for informational purposes only and shall not in any way be deemed to be investment advice, guidance or recommendation of the SEC. Users are responsible for making investment decisions and are advised to obtain independent professional advice before acting on or using this information.