SECURITIES AND EXCHANGE COMMISSION
Protecting Investors in the Capital Markets

GRZ Bonds Secondary Market Trade Summary Report

Date

Tuesday, 21 July 2026

K16.3M
Total Nominal Value

K15.3M
Total Market Value

31
Number of Trades

Consideration and Nominal Value

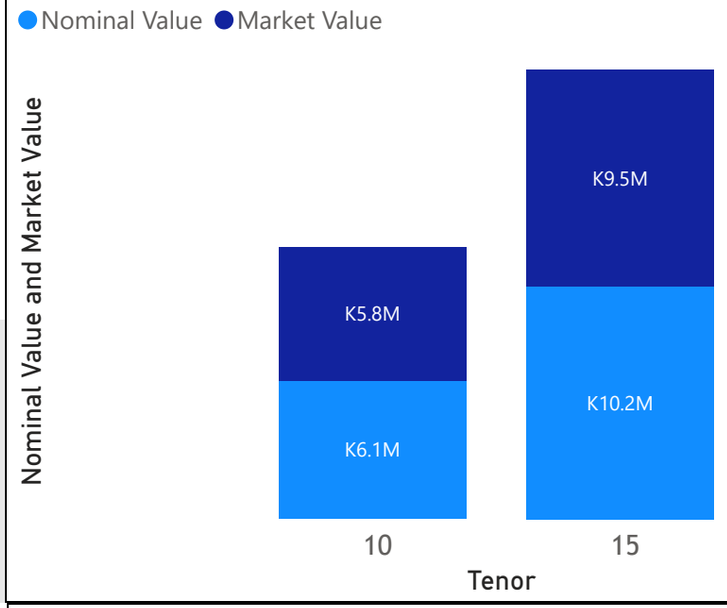

Range of Trade Prices (ZMW)*

Tenor	Min	Max
10	90.68	111.29
15	85.31	154.70

Range of Yields Rates*

Tenor	Min	Max
10	13.62	16.50
15	15.91	19.80

Market Value YTD

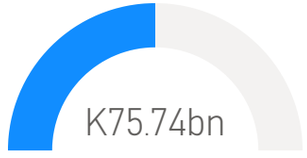

Nominal Value YTD

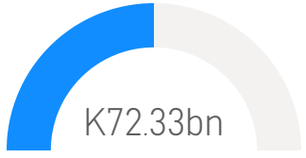

YTD trades



No. of Trades by Tenor

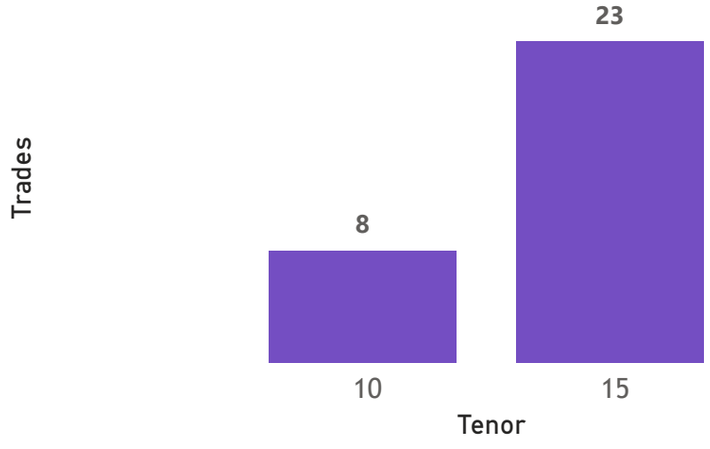

Primary Market June 2026 Auction

Tenor	Cut- Off Yield Rate	Coupon Rates	Range of Successful Yield Rates
2 Years	14.25	14.25	10.0000 – 14.2500
15 Years	17.50	17.59	12.5000 – 17.5000
10 Years	16.50	16.60	14.0000 – 16.5000
3 Years	14.50	14.50	5.0000 – 14.5000
7 Years	15.80	16.00	5.0000 – 15.8000

*Disclaimer: This content is prepared from information received by the Commission through third-party reports. The range of prices by tenor and range of yields by tenor are based on dealer submissions. The content is indicative and intended for informational purposes only and shall not in any way be deemed to be investment advice, guidance or recommendation of the SEC. Users are responsible for making investment decisions and are advised to obtain independent professional advice before acting on or using this information.

SECURITIES AND EXCHANGE COMMISSION
Protecting Investors in the Capital Markets

GRZ Bonds Secondary Market Trade Summary Report

ISIN Code	Coupon Rate	Issue Date	Maturity Date	Trade Date/ Valuation Date	Years To Maturity	Nominal Value	Market Value	Min Trade Price	Max Trade Price	Min Yield	Max Yield
ZM1000006693	23.49	28/10/2024	28/10/2039	21/07/2026	13	K30,000.00	K36,733.40	122.40	122.40	19.80	19.80
ZM1000006818	23.5	23/12/2024	23/12/2039	21/07/2026	13	K40,000.00	K47,598.40	118.99	118.99	19.80	19.80
ZM1000007295	20.2	18/08/2025	18/08/2040	21/07/2026	14	K7,000.00	K8,099.49	107.24	107.24	18.71	18.71
ZM1000007352	20.2	29/09/2025	29/09/2040	21/07/2026	14	K20,000.00	K22,707.33	107.23	107.23	18.71	18.71
ZM1000007113	20	27/05/2025	27/05/2040	22/07/2026	13	K40,000.00	K45,667.72	111.10	111.10	17.80	17.80
ZM1000007170	20	23/06/2025	23/06/2040	22/07/2026	13	K45,000.00	K50,732.75	111.15	111.15	17.80	17.80
ZM1000006636	27.75	01/10/2024	01/10/2039	21/07/2026	13	K278,908.00	K455,432.78	154.70	154.70	17.14	17.14
ZM1000006032	14	27/11/2023	27/11/2038	15/07/2026	12	K4,000,000.00	K3,490,694.56	85.31	85.31	16.85	16.85
ZM1000005919	14	21/08/2023	21/08/2038	21/07/2026	12	K215,642.00	K200,000.68	92.78	92.78	16.51	16.51
ZM1000007048	19	28/04/2025	28/04/2035	22/07/2026	8	K50,000.00	K57,829.45	111.29	111.29	16.50	16.50
ZM1000006065	14	26/12/2023	26/12/2038	16/07/2026	12	K1,279,112.00	K1,147,783.06	89.73	89.73	16.11	16.11
ZM1000005943	14	02/10/2023	02/10/2038	16/07/2026	12	K2,132,000.00	K1,998,866.80	93.76	93.76	15.96	15.96
ZM1000005919	14	21/08/2023	21/08/2038	16/07/2026	12	K2,092,000.00	K1,999,808.16	95.59	95.59	15.91	15.91
ZM1000005695	13	04/03/2023	04/03/2033	15/07/2026	6	K4,000,000.00	K3,776,901.04	90.68	90.68	15.25	15.25
ZM1000004854	13	28/06/2021	28/06/2031	16/07/2026	4	K2,028,000.00	K1,999,952.32	98.62	98.62	13.62	13.62

Disclaimer: This content is prepared from information received by the Commission through third-party reports. The content is indicative and intended for informational purposes only and shall not in any way be deemed to be investment advice, guidance or recommendation of the SEC. Users are responsible for making investment decisions and are advised to obtain independent professional advice before acting on or using this information.