SECURITIES AND EXCHANGE COMMISSION
Protecting Investors in the Capital Markets

GRZ Bonds Secondary Market Trade Summary Report

Date

Monday, 20 July 2026

K222.4M
Total Nominal Value

K247.2M
Total Market Value

11
Number of Trades

Consideration and Nominal Value

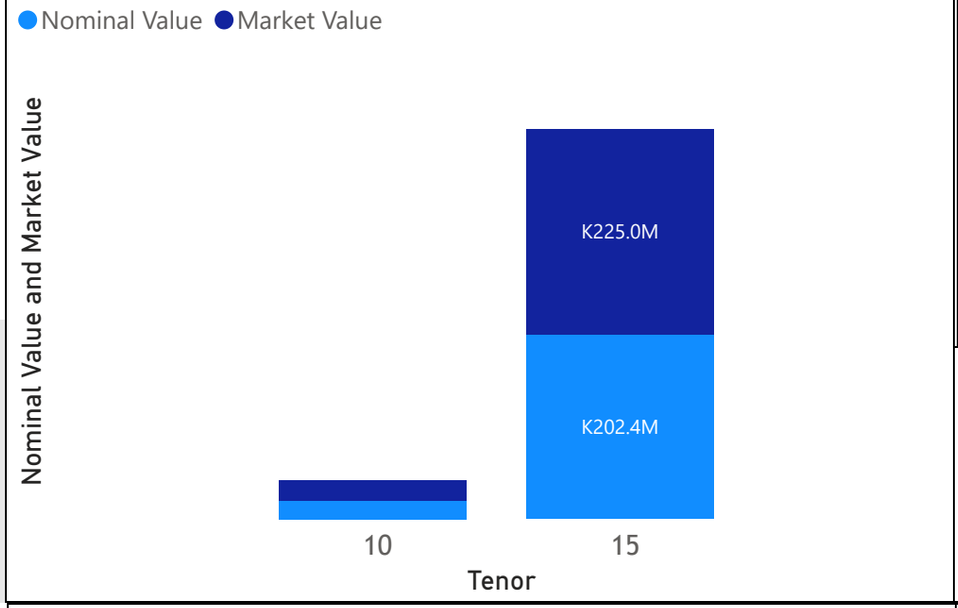

Range of Trade Prices (ZMW)*

Tenor	Min	Max
10	85.34	110.62
15	86.09	118.36

Range of Yields Rates*

Tenor	Min	Max
10	16.50	16.65
15	16.00	17.80

Market Value YTD

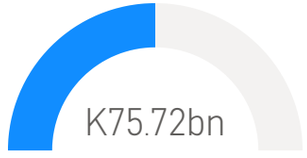

Nominal Value YTD

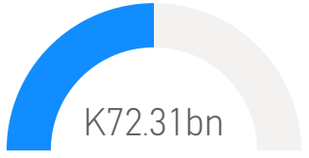

YTD trades



No. of Trades by Tenor

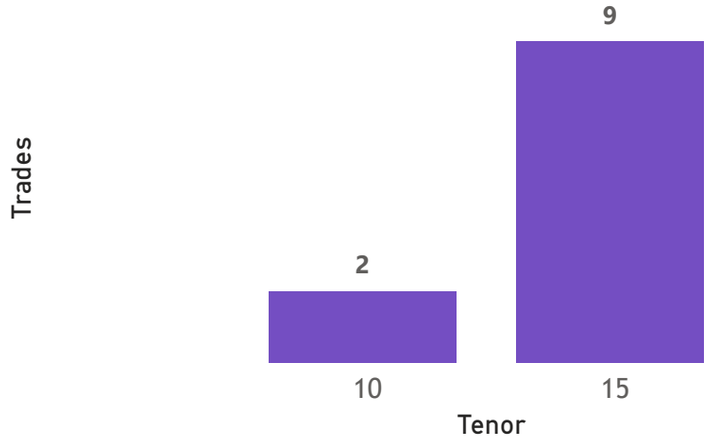

Primary Market June 2026 Auction

Tenor	Cut- Off Yield Rate	Coupon Rates	Range of Successful Yield Rates
2 Years	14.25	14.25	10.0000 – 14.2500
15 Years	17.50	17.59	12.5000 – 17.5000
10 Years	16.50	16.60	14.0000 – 16.5000
3 Years	14.50	14.50	5.0000 – 14.5000
7 Years	15.80	16.00	5.0000 – 15.8000

*Disclaimer: This content is prepared from information received by the Commission through third-party reports. The range of prices by tenor and range of yields by tenor are based on dealer submissions. The content is indicative and intended for informational purposes only and shall not in any way be deemed to be investment advice, guidance or recommendation of the SEC. Users are responsible for making investment decisions and are advised to obtain independent professional advice before acting on or using this information.

SECURITIES AND EXCHANGE COMMISSION
Protecting Investors in the Capital Markets

GRZ Bonds Secondary Market Trade Summary Report

ISIN Code	Coupon Rate	Issue Date	Maturity Date	Trade Date/ Valuation Date	Years To Maturity	Nominal Value	Market Value	Min Trade Price	Max Trade Price	Min Yield	Max Yield
ZM1000007352	20.2	29/09/2025	29/09/2040	20/07/2026	14	K200,000.00	K236,866.40	118.36	118.36	17.80	17.80
ZM1000007659	17.59	16/02/2026	16/02/2041	15/07/2026	14	K50,000,000.00	K53,920,367.12	107.84	107.84	17.50	17.50
ZM1000007659	17.59	16/02/2026	16/02/2041	16/02/2026	15	K50,000,000.00	K53,920,367.12	100.42	100.42	17.50	17.50
ZM1000007238	20.2	21/07/2025	21/07/2040	20/07/2026	14	K99,344,000.00	K114,399,526.04	115.10	115.10	17.30	17.30
ZM1000005349	14	27/06/2022	27/06/2037	20/07/2026	10	K1,740,000.00	K1,499,189.08	86.09	86.09	17.00	17.00
ZM1000004896	14	26/07/2021	26/07/2036	20/07/2026	10	K1,000,000.00	K933,414.29	86.63	86.63	16.80	16.80
ZM1000007584	17.19	26/01/2026	26/01/2036	14/07/2026	9	K20,000,000.00	K22,123,558.63	110.62	110.62	16.65	16.65
ZM1000006024	13	27/11/2023	27/11/2033	23/07/2026	7	K10,000.00	K8,737.06	85.34	85.34	16.50	16.50
ZM1000005349	14	27/06/2022	27/06/2037	21/07/2026	10	K141,000.00	K127,897.50	89.79	89.79	16.00	16.00

Disclaimer: This content is prepared from information received by the Commission through third-party reports. The content is indicative and intended for informational purposes only and shall not in any way be deemed to be investment advice, guidance or recommendation of the SEC. Users are responsible for making investment decisions and are advised to obtain independent professional advice before acting on or using this information.