SECURITIES AND EXCHANGE COMMISSION
*Protecting Investors in the Capital Markets*

# GRZ Bonds Secondary Market Trade Summary Report

Date

Thursday, 2 July 2026

**K110.0M**
Total Nominal Value

**K112.8M**
Total Market Value

**23**
Number of Trades

## Consideration and Nominal Value

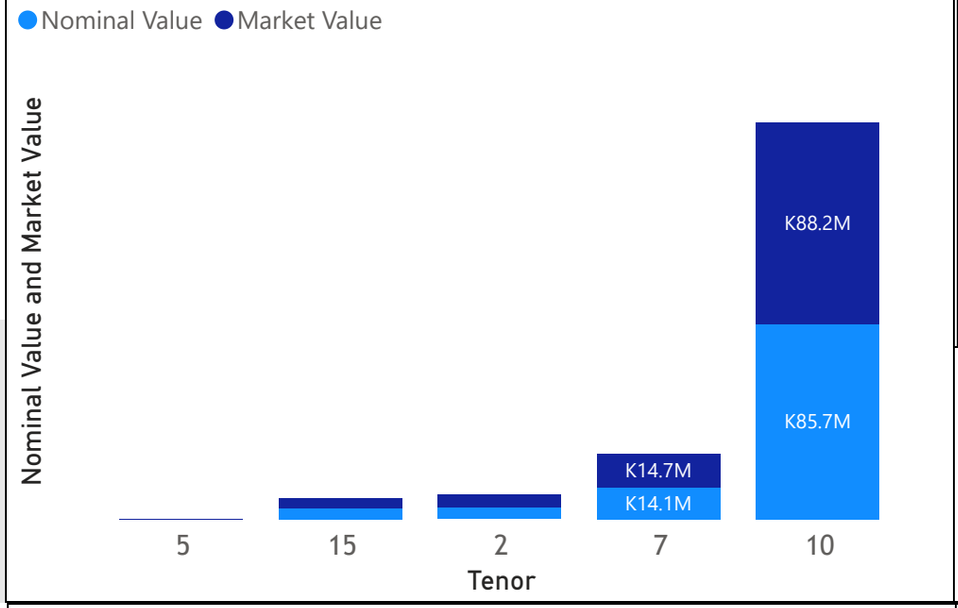


## Range of Trade Prices (ZMW)*

| Tenor | Min | Max |
|---|---|---|
| 2 | 105.64 | 105.64 |
| 5 | 98.12 | 98.12 |
| 7 | 104.45 | 111.28 |
| 10 | 92.55 | 113.98 |
| 15 | 84.87 | 145.22 |

## Range of Yields Rates*

| Tenor | Min | Max |
|---|---|---|
| 2 | 14.50 | 14.50 |
| 5 | 15.50 | 15.50 |
| 7 | 15.52 | 15.90 |
| 10 | 12.36 | 16.45 |
| 15 | 15.46 | 18.00 |

## Market Value YTD

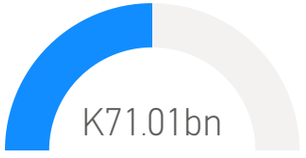


## Nominal Value YTD

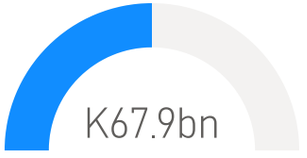


## YTD trades




## No. of Trades by Tenor

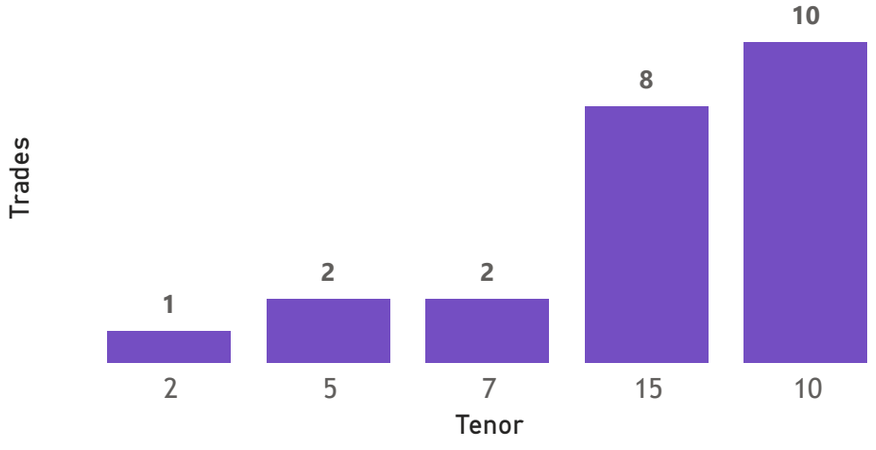


## Primary Market June 2026 Auction

| Tenor | Cut- Off Yield Rate | Coupon Rates | Range of Successful Yield Rates |
|---|---|---|---|
| 2 Years | 14.25 | 14.25 | 10.0000 – 14.2500 |
| 15 Years | 17.50 | 17.59 | 12.5000 – 17.5000 |
| 10 Years | 16.50 | 16.60 | 14.0000 – 16.5000 |
| 3 Years | 14.50 | 14.50 | 5.0000 – 14.5000 |
| 7 Years | 15.80 | 16.00 | 5.0000 – 15.8000 |

*Disclaimer: This content is prepared from information received by the Commission through third-party reports. The range of prices by tenor and range of yields by tenor are based on dealer submissions. The content is indicative and intended for informational purposes only and shall not in any way be deemed to be investment advice, guidance or recommendation of the SEC. Users are responsible for making investment decisions and are advised to obtain independent professional advice before acting on or using this information.

SECURITIES AND EXCHANGE COMMISSION
Protecting Investors in the Capital Markets

# GRZ Bonds Secondary Market Trade Summary Report

| ISIN Code | Coupon Rate | Issue Date | Maturity Date | Trade Date/ Valuation Date | Years To Maturity | Nominal Value | Market Value | Min Trade Price | Max Trade Price | Min Yield | Max Yield |
|---|---|---|---|---|---|---|---|---|---|---|---|
| ZM1000006248 | 26.5 | 02/04/2024 | 02/04/2039 | 09/07/2026 | 12 | K20,000.00 | K30,466.61 | 145.22 | 145.22 | 17.50 | 17.50 |
| ZM1000005943 | 14 | 02/10/2023 | 02/10/2038 | 29/06/2026 | 12 | K649,000.00 | K619,797.67 | 95.50 | 95.50 | 15.46 | 15.46 |
| ZM1000005257 | 14 | 03/05/2022 | 03/05/2037 | 02/07/2026 | 10 | K1,114,000.00 | K999,381.32 | 89.71 | 89.71 | 16.52 | 16.52 |
| ZM1000005695 | 13 | 04/03/2023 | 04/03/2033 | 02/07/2026 | 6 | K1,583,000.00 | K1,499,260.56 | 94.71 | 94.71 | 15.03 | 15.03 |
| ZM1000007600 | 14.5 | 16/02/2026 | 16/02/2028 | 02/07/2026 | 1 | K5,258,000.00 | K5,554,431.42 | 105.64 | 105.64 | 14.50 | 14.50 |
| ZM1000007642 | 16.6 | 16/02/2026 | 16/02/2036 | 02/07/2026 | 9 | K20,000,000.00 | K21,422,476.44 | 100.65 | 107.11 | 16.45 | 16.45 |
| ZM1000007642 | 16.6 | 16/02/2026 | 16/02/2036 | 07/02/2026 | 10 | K20,000,000.00 | K21,422,476.44 | 107.13 | 107.13 | 16.45 | 16.45 |
| ZM1000003997 | 13 | 17/12/2018 | 17/12/2028 | 02/07/2026 | 2 | K785,000.00 | K799,464.78 | 101.84 | 101.84 | 12.36 | 12.36 |
| ZM1000005919 | 14 | 21/08/2023 | 21/08/2038 | 07/02/2026 | 12 | K140,810.00 | K120,364.04 | 85.50 | 85.50 | 18.00 | 18.00 |
| ZM1000005216 | 13 | 23/03/2022 | 23/03/2032 | 02/07/2026 | 5 | K380,000.00 | K351,675.79 | 92.55 | 92.55 | 16.00 | 16.00 |
| ZM1000005224 | 14 | 23/03/2022 | 23/03/2037 | 02/07/2026 | 10 | K1,100,000.00 | K999,670.90 | 90.88 | 90.88 | 16.62 | 16.62 |
| ZM1000007154 | 18.49 | 23/06/2025 | 23/06/2032 | 03/07/2026 | 5 | K80,000.00 | K89,426.38 | 111.28 | 111.28 | 15.52 | 15.52 |
| ZM1000007162 | 19 | 23/06/2025 | 23/06/2035 | 02/07/2026 | 8 | K3,000,000.00 | K3,433,334.79 | 113.98 | 113.98 | 16.01 | 16.01 |
| ZM1000004672 | 13 | 25/01/2021 | 25/01/2031 | 07/02/2026 | 4 | K40,000,000.00 | K39,258,618.35 | 97.84 | 98.60 | 15.25 | 15.50 |
| ZM1000006065 | 14 | 26/12/2023 | 26/12/2038 | 02/07/2026 | 12 | K1,764,000.00 | K1,499,795.64 | 84.87 | 85.32 | 16.90 | 17.00 |
| ZM1000005075 | 11 | 27/12/2021 | 27/12/2026 | 07/02/2026 | 0 | K91,706.00 | K89,998.90 | 98.12 | 98.12 | 15.50 | 15.50 |
| ZM1000007683 | 16 | 30/03/2026 | 30/03/2033 | 01/07/2026 | 6 | K14,000,000.00 | K14,622,390.71 | 104.45 | 104.45 | 15.90 | 15.90 |

Disclaimer: This content is prepared from information received by the Commission through third-party reports. The content is indicative and intended for informational purposes only and shall not in any way be deemed to be investment advice, guidance or recommendation of the SEC. Users are responsible for making investment decisions and are advised to obtain independent professional advice before acting on or using this information.