SECURITIES AND EXCHANGE COMMISSION
Protecting Investors in the Capital Markets

GRZ Bonds Secondary Market Trade Summary Report

Date

Friday, 17 July 2026

K820.5M
Total Nominal Value

K888.5M
Total Market Value

23
Number of Trades

Consideration and Nominal Value

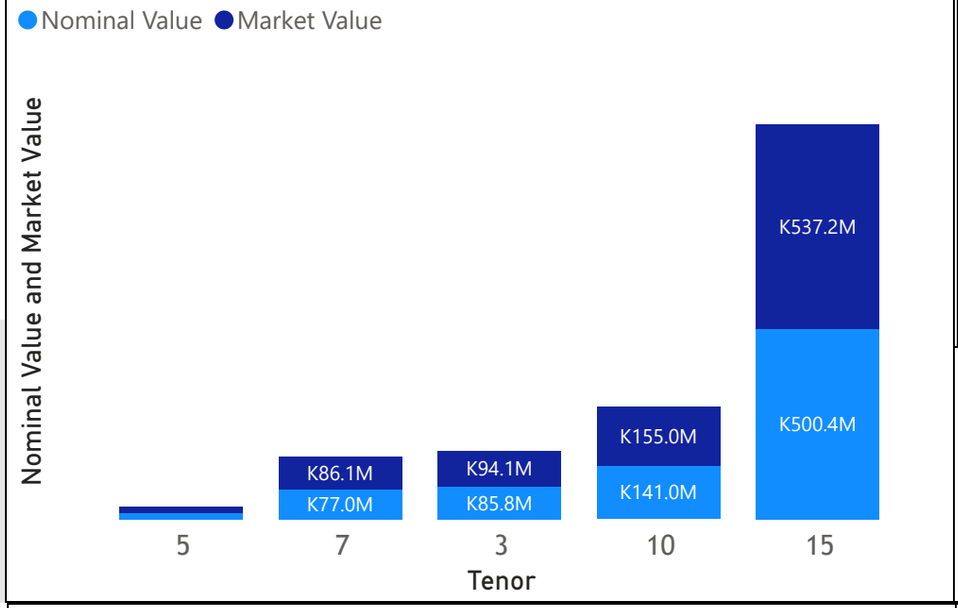

Range of Trade Prices (ZMW)*

Tenor	Min	Max
3	107.32	107.86
5	97.62	97.62
7	92.76	132.29
10	99.03	120.73
15	99.89	162.85

Range of Yields Rates*

Tenor	Min	Max
3	13.75	13.75
5	13.75	13.75
7	13.75	15.60
10	13.75	16.50
15	13.75	17.80

Market Value YTD

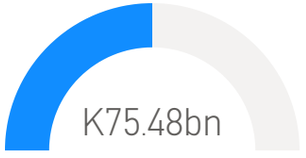

Nominal Value YTD

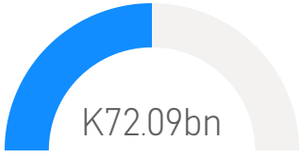

YTD trades

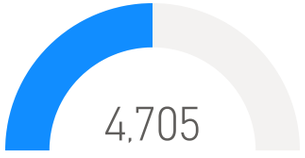

No. of Trades by Tenor

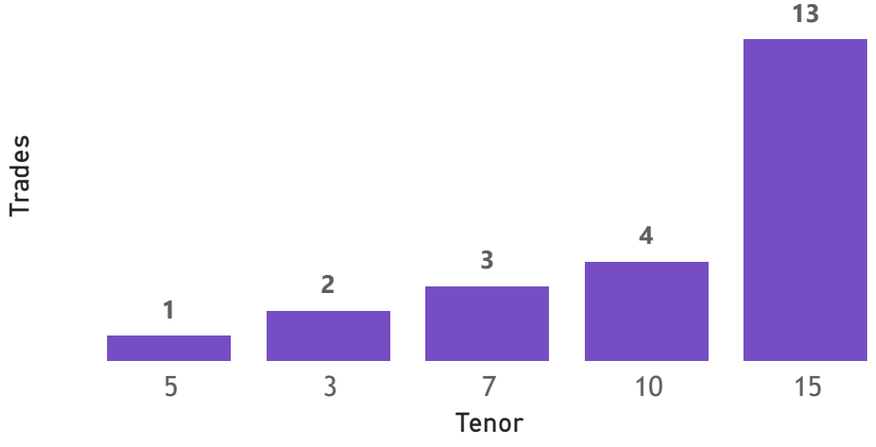

Primary Market June 2026 Auction

Tenor	Cut- Off Yield Rate	Coupon Rates	Range of Successful Yield Rates
2 Years	14.25	14.25	10.0000 – 14.2500
15 Years	17.50	17.59	12.5000 – 17.5000
10 Years	16.50	16.60	14.0000 – 16.5000
3 Years	14.50	14.50	5.0000 – 14.5000
7 Years	15.80	16.00	5.0000 – 15.8000

*Disclaimer: This content is prepared from information received by the Commission through third-party reports. The range of prices by tenor and range of yields by tenor are based on dealer submissions. The content is indicative and intended for informational purposes only and shall not in any way be deemed to be investment advice, guidance or recommendation of the SEC. Users are responsible for making investment decisions and are advised to obtain independent professional advice before acting on or using this information.

SECURITIES AND EXCHANGE COMMISSION
Protecting Investors in the Capital Markets

GRZ Bonds Secondary Market Trade Summary Report

ISIN Code	Coupon Rate	Issue Date	Maturity Date	Trade Date/ Valuation Date	Years To Maturity	Nominal Value	Market Value	Min Trade Price	Max Trade Price	Min Yield	Max Yield
ZM1000006578	28.35	02/09/2024	02/09/2039	17/07/2026	13	K370,000.00	K602,881.44	162.85	162.85	17.80	17.80
ZM1000007659	17.59	16/02/2026	16/02/2041	15/07/2026	14	K200,000,000.00	K214,600,417.80	99.89	107.17	17.55	17.60
ZM1000007659	17.59	16/02/2026	16/02/2041	14/07/2026	14	K250,000,000.00	K268,576,147.26	107.43	107.43	17.50	17.55
ZM1000007220	19	21/07/2025	21/07/2035	17/07/2026	9	K50,000,000.00	K60,362,949.32	120.73	120.73	16.50	16.50
ZM1000007642	16.6	16/02/2026	16/02/2036	15/07/2026	9	K50,000,000.00	K53,646,248.64	100.43	100.43	16.50	16.50
ZM1000006552	25	02/09/2024	02/09/2031	15/07/2026	5	K25,000,000.00	K35,417,515.41	132.29	132.29	15.60	15.60
ZM1000005240	12	03/05/2022	03/05/2029	15/07/2026	2	K25,000,000.00	K23,806,888.36	92.76	92.76	15.25	15.25
ZM1000001751	14	20/02/2012	16/02/2027	15/07/2026	0	K50,000,000.00	K53,425,789.73	100.65	100.65	13.75	13.75
ZM1000003351	13	18/12/2017	18/12/2027	15/07/2026	1	K41,000,000.00	K41,026,230.45	99.03	99.03	13.75	13.75
ZM1000004581	12	30/11/2020	30/11/2027	15/07/2026	1	K27,000,000.00	K26,841,964.19	97.84	97.84	13.75	13.75
ZM1000005315	11	27/06/2022	27/06/2027	15/07/2026	0	K16,335,000.00	K16,044,684.53	97.62	97.62	13.75	13.75
ZM1000006719	19.9	25/11/2024	25/11/2027	15/07/2026	1	K42,800,000.00	K47,171,373.31	107.32	107.32	13.75	13.75
ZM1000006776	20	23/12/2024	23/12/2027	15/07/2026	1	K43,000,000.00	K46,945,752.45	107.86	107.86	13.75	13.75

Disclaimer: This content is prepared from information received by the Commission through third-party reports. The content is indicative and intended for informational purposes only and shall not in any way be deemed to be investment advice, guidance or recommendation of the SEC. Users are responsible for making investment decisions and are advised to obtain independent professional advice before acting on or using this information.