SECURITIES AND EXCHANGE COMMISSION
Protecting Investors in the Capital Markets

GRZ Bonds Secondary Market Trade Summary Report

Date

Thursday, 16 July 2026

K633.0M
Total Nominal Value

K670.8M
Total Market Value

37
Number of Trades

Consideration and Nominal Value

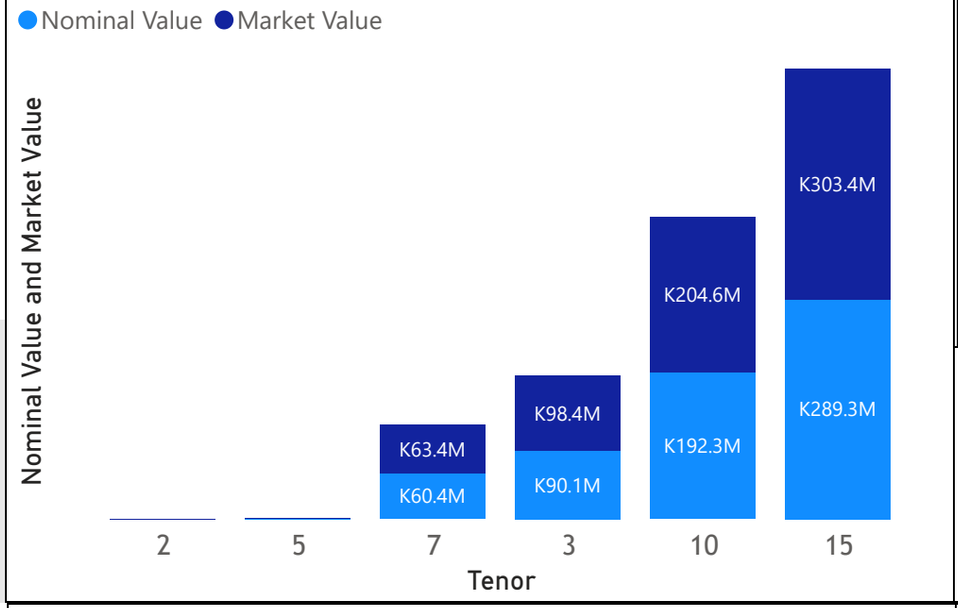

Range of Trade Prices (ZMW)*

Tenor	Min	Max
2	100.93	102.03
3	104.84	108.26
5	118.91	121.33
7	98.38	122.61
10	90.60	110.57
15	85.23	107.12

Range of Yields Rates*

Tenor	Min	Max
2	16.00	17.00
3	13.45	15.25
5	17.50	18.00
7	15.68	16.40
10	13.40	17.50
15	12.25	17.60

Market Value YTD

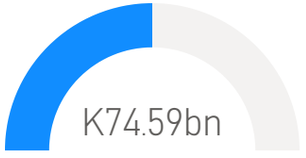

Nominal Value YTD

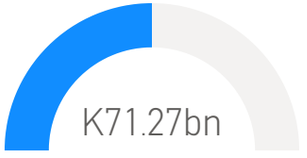

YTD trades



No. of Trades by Tenor

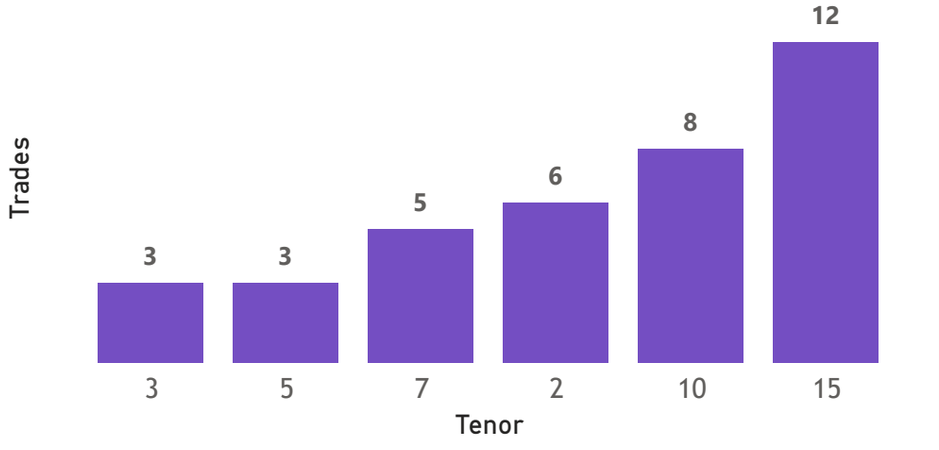

Primary Market June 2026 Auction

Tenor	Cut- Off Yield Rate	Coupon Rates	Range of Successful Yield Rates
2 Years	14.25	14.25	10.0000 – 14.2500
15 Years	17.50	17.59	12.5000 – 17.5000
10 Years	16.50	16.60	14.0000 – 16.5000
3 Years	14.50	14.50	5.0000 – 14.5000
7 Years	15.80	16.00	5.0000 – 15.8000

*Disclaimer: This content is prepared from information received by the Commission through third-party reports. The range of prices by tenor and range of yields by tenor are based on dealer submissions. The content is indicative and intended for informational purposes only and shall not in any way be deemed to be investment advice, guidance or recommendation of the SEC. Users are responsible for making investment decisions and are advised to obtain independent professional advice before acting on or using this information.

SECURITIES AND EXCHANGE COMMISSION
Protecting Investors in the Capital Markets

GRZ Bonds Secondary Market Trade Summary Report

ISIN Code	Coupon Rate	Issue Date	Maturity Date	Trade Date/ Valuation Date	Years To Maturity	Nominal Value	Market Value	Min Trade Price	Max Trade Price	Min Yield	Max Yield
ZM1000006545	23.5	02/09/2024	02/09/2029	16/07/2026	3	K247,104.00	K300,000.98	121.33	121.33	18.00	18.00
ZM1000007659	17.59	16/02/2026	16/02/2041	14/07/2026	14	K100,000,000.00	K107,250,717.12	100.15	107.12	17.55	17.60
ZM1000007592	18.79	26/01/2026	26/01/2041	14/07/2026	14	K20,000,000.00	K23,046,257.26	106.43	106.43	17.55	17.55
ZM1000004854	13	28/06/2021	28/06/2031	10/07/2026	4	K684,755.00	K657,007.33	95.95	95.95	17.50	17.50
ZM1000006784	20.8	23/12/2024	23/12/2029	10/07/2026	3	K552,000.00	K656,364.90	118.91	118.91	17.50	17.50
ZM1000006701	16.5	25/11/2024	25/11/2026	16/07/2026	0	K8,000.00	K8,167.12	102.03	102.03	17.00	17.00
ZM1000007063	15.5	27/05/2025	27/05/2027	16/07/2026	0	K12,000.00	K12,113.62	100.93	100.93	17.00	17.00
ZM1000007659	17.59	16/02/2026	16/02/2041	16/07/2026	14	K106,000.00	K117,717.20	103.83	103.83	16.87	16.87
ZM1000006032	14	27/11/2023	27/11/2038	16/07/2026	12	K4,000,000.00	K3,486,056.33	85.23	85.23	16.87	16.87
ZM1000007584	17.19	26/01/2026	26/01/2036	14/07/2026	9	K137,160,000.00	K151,179,585.28	102.04	110.57	16.65	16.75
ZM1000005919	14	21/08/2023	21/08/2038	16/07/2026	12	K216,000.00	K200,000.66	92.63	92.63	16.51	16.51
ZM1000007634	16	16/02/2026	16/02/2033	14/07/2026	6	K60,000,000.00	K62,970,685.48	98.38	104.95	16.40	16.40
ZM1000003872	14	23/04/2018	23/04/2033	14/07/2026	6	K30,000,000.00	K28,176,545.34	90.70	90.70	16.30	16.30
ZM1000003872	14	23/04/2018	23/04/2033	16/07/2026	6	K30,000,000.00	K28,289,585.34	91.08	91.08	16.20	16.20
ZM1000006289	23	30/04/2024	30/04/2031	16/07/2026	4	K30,000.00	K38,237.96	122.61	122.61	16.03	16.03
ZM1000006768	16.5	23/12/2024	23/12/2026	16/07/2026	0	K10,000.00	K10,121.80	101.20	101.20	16.00	16.00
ZM1000007683	16	30/03/2026	30/03/2033	15/07/2026	6	K400,000.00	K423,654.44	101.22	101.22	15.68	15.68
ZM1000005695	13	04/03/2023	04/03/2033	16/07/2026	6	K4,000,000.00	K3,772,340.38	90.60	90.60	15.27	15.27
ZM1000007378	16	27/10/2025	27/10/2028	14/07/2026	2	K4,094,000.00	K4,291,963.29	104.84	104.84	15.25	15.25
ZM1000003997	13	17/12/2018	17/12/2028	15/07/2026	2	K50,000,000.00	K48,528,038.36	96.02	96.02	15.00	15.00
ZM1000006776	20	23/12/2024	23/12/2027	16/07/2026	1	K86,000,000.00	K94,064,407.90	107.86	108.26	13.45	13.75
ZM1000005331	13	27/06/2022	27/06/2032	16/07/2026	5	K504,000.00	K499,210.55	99.05	99.05	13.40	13.40

Disclaimer: This content is prepared from information received by the Commission through third-party reports. The content is indicative and intended for informational purposes only and shall not in any way be deemed to be investment advice, guidance or recommendation of the SEC. Users are responsible for making investment decisions and are advised to obtain independent professional advice before acting on or using this information.